


dzwigi24.pl

CN 150 & CN 165

Century Series Rough Terrain Cranes



PPM Cranes, Inc., manufacturers of P&H mobile cranes, is dedicated to designing and building the best mobile cranes in the business.

Producing quality machines is only part of our mission. Outstanding customer service is just as important. To that end, we're prepared to help

our network of distributors provide the best possible service on all of our products. Our in-depth training programs help keep distributor personnel current on product developments, so repairs can be done accurately. Our extensive parts inventory helps ensure that repairs can be done quickly.

Quality cranes, quality customer support ... that's the PPM Cranes, Inc. philosophy. To back up that philosophy, we've become a part of the strongest group of lifting companies in the world. The members of the Legris Industries lifting group have sold more cranes of their types worldwide than any other manufacturer ... ever.



dzwigi24.pl

dzwigi24.pl



With an independently mounted cab, acoustic insulation, and a seat that's adjustable to anyone's comfort, operating a P&H mobile crane from dawn to dusk is a pleasure.



Comfort and Control ... Right Where You Want Them.

Climb into the cab of a P&H CN 150 or CN 165 rough terrain crane. Sit in the seat. Get comfortable (easy to do since you can position the tilt/telescoping steering wheel and seat right where you need them). Take a look around. The cab is a model of comfort and efficiency. It's easy on the eyes, too. Tinted windows all around (and above) provide full, glare-free visibility of the entire job site. The windows open, so you can adjust the ventilation for optimum comfort. Concentrating on your work is easy since the cab is isolated from noise, vibration and the elements.



Complete Instrumentation

In front of you, the full instrument panel is clearly visible. Reliable, easy to read gauges (not simply indicator lights) let you keep close tabs on crane performance. Common gauges, switches and controls are grouped together for easier operation. An integrated load moment indicator gives you precise information about the crane's capacities and limits under any load conditions.



Operational Choices
Choose armrest-mounted joysticks or pilot operated levers for crane operation. For added comfort, armrests can be adjusted independently of the seat.

dzwigi24.pl

dzwigi24.pl




Six-way Adjustable Seat

Once you've had a while to appreciate the controls, you notice that you're sitting in something more comfortable than the average crane seat. The seat back is higher than most to cut down on sore backs and stiff necks. The 6-way adjustable seat has torsion suspension and a fabric cover, allowing you to work all day long and not feel like you've taken a beating.



Shift Control

Now that you've settled in, you're ready to move. You notice that the seat's more spacious, there's more elbow room. That's because there's no side console ... the transmission shifter is column-mounted so you can shift while keeping your eyes on the work in front of you.



Electrical Integrity

Besides keeping the operator in mind, we've thought about the service person, too. Wire harnesses are color- and number-coded for fast and efficient maintenance. Deutsch industrial-grade connectors ensure secure, environmentally sealed connections. That makes for fewer problems down the road. Harnesses are firmly attached to the crane body so they're more resistant to shock and vibration.

Research and Innovation ... You Get More Out Because We Put More In.

You get better performance from a P&H rough terrain crane because we put more into it ... more research, more innovation. We've evaluated every crane component, then figured out how to make it better. The result is a crane that exceeds performance expectations. Your first look at a P&H mobile crane reveals the things that signify tight construction, durability and quality: smooth hydraulic response, instant power when it's needed, the strongest booms in the industry ... booms so strong there's no derate requirements for duty cycle work.




Easy Ride® Means a Smooth Ride



When you're moving our crane over rough terrain, you'll notice very little machine bounce. That's because our patented boom stabilizing system absorbs vertical boom oscillation, giving you a more comfortable ride while reducing wear and tear on the crane. You'll also be able to maintain higher travel speeds without excessive pitching.

Power to Reach

P&H gives you a powerful reach. Our telescoping cylinder is semi-fixed mounted with two pins rather than one. Pivoting action, which places stresses on both boom and cylinder, is dramatically reduced. That increases cylinder and packing life. Deflection is reduced even more by mid-mounted trunnions which hold the cylinder body in place. With bending and side load forces in check, you're able to telescope at any rated load.



dzwigi24.pl



Check out a P&H CN 150 or CN 165 rough terrain crane from top to bottom. You'll quickly discover the details that make them the best in the business. Then compare our load charts with the competition: P&H consistently out-picks and out-performs other cranes.

Lifting Versatility

With the optional auxiliary boom point sheave installed, optimum lifting is at your fingertips: single line for fast lifting of light loads; multiple line for heavy hoisting. The lattice extension can be swung into place and offset without removing the auxiliary boom point. That gives you several lifting options with a minimum of set-up time.



dzwigi24.pl

Three Steering Modes

Three steering modes, all controlled with the steering wheel, are standard: front 2-wheel drive, "crab" steer, and 4-wheel coordinated steer for a tight turning radius.

Axle Versatility

An oscillating axle makes transport over rough terrain smoother. For pick and carry operation, axle has a lock-out feature that gives you a rigid foundation.

You can switch between 4- and 2-wheel drive quickly and easily for optimum roading performance.



Spacious Storage

Large, lockable tool boxes are incorporated into both rear fenders, giving you easily accessible ground level storage.

Engine Performance

P&H cranes have the most horsepower of all cranes in their respective classes. You get the power and performance you need in a fuel-efficient package.

Power Shift

A power shift transmission with torque converter is electronically controlled from the steering column. Shifting is on-the-fly for more efficient movement around the job site.

Efficient Hydraulics

High capacity hydraulic tank and 4-pump system gives you high performance multi-function operation.

Tight Construction

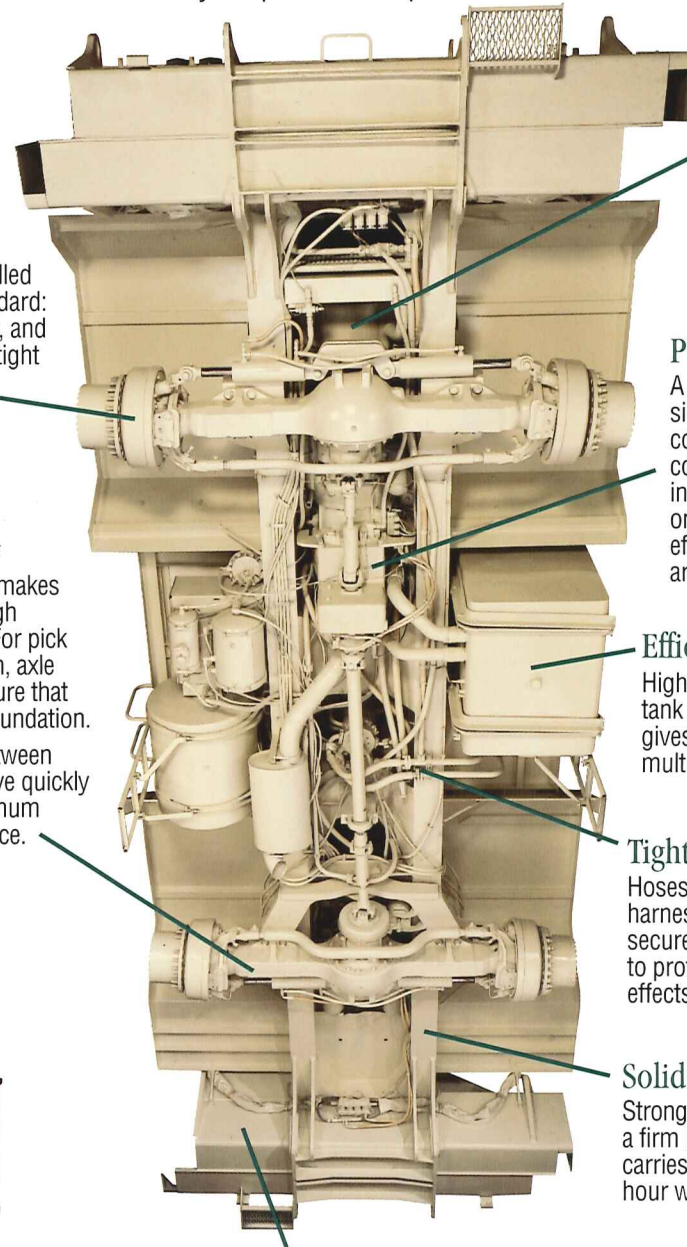
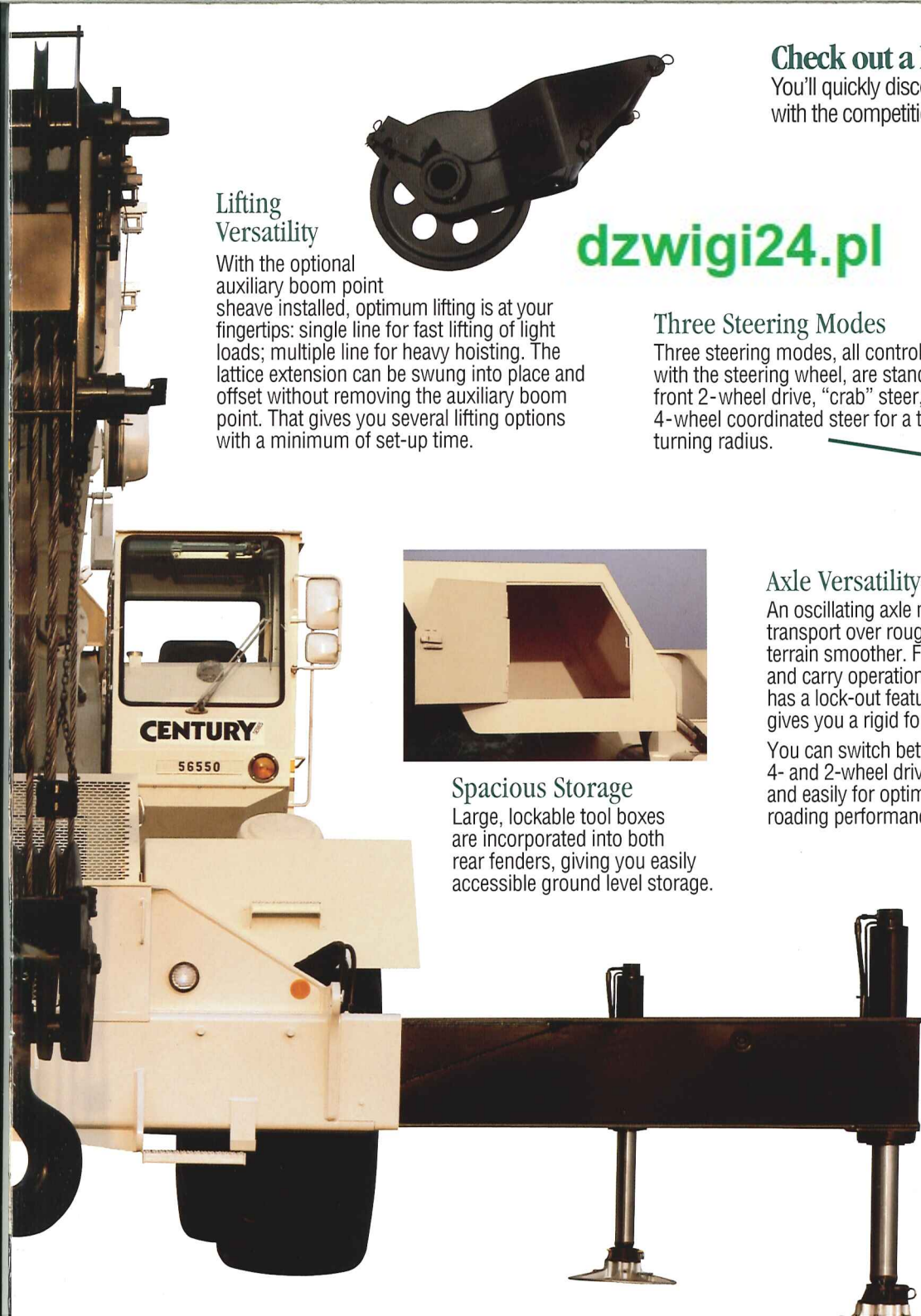
Hoses, tubes and wire harnesses are firmly secured to the crane body to protect them from the effects of vibration.

Solid Frame

Strong, rigid frame provides a firm lifting structure and carries a 5-year, or 10,000-hour warranty.

Quality Finish

In addition to an overall paint job, every crane component is primed and finish painted before assembly for better protection against corrosion. This quality finishing work protects your investment for years to come.



The Pride Plus Warranty ... Best in the Business.

You've read what makes our cranes the best in the business. We have so much confidence in our cranes that



we back them with the most comprehensive warranty in the business: Pride Plus. Our

standard warranty, 12 months or 2,000 hours of operation, whichever occurs first, covers the entire crane. The major weldment structures listed below are covered for 5 years or 10,000 hours of operation:

- Lower main frame
- Outrigger box and beam structures
- Upper main revolving frame
- Boom section weldments

dzwigi24.pl

Parts and Service Support

A crane that's out of service costs you money. The longer it sits, the more you lose. We've developed an active parts and service program to keep the wait to a minimum. Besides an extensive, on-hand parts inventory, we have programs in place to help distributors serve our customers fast.

Pride Plus Express is a computerized program that gives distributors access to the current parts information such as price, availability, shipping, qualified parts and superseded parts. The service is on-line 24 hours a day, 7 days a week.




The PPM Cranes, Inc. plant in Conway, SC, where P&H mobile cranes are manufactured. The plant incorporates engineering, manufacturing, finishing, testing and support facilities. The latest quality assurance procedures are applied to every product manufactured here.



P&H mobile cranes are backed by active parts and inventory service programs.

MAPS is a computerized search system which reviews and identifies parts availability at distributor locations around the world. If you need a part for a P&H crane, MAPS will help find it for you.

CARE ... Crane Appraisal Repair Evaluation. This program determines a crane's operational condition, resale value or trade-in value. After a thorough inspection, conducted by a P&H-trained distributor, the completed inspection booklet can be used to quote prices for parts and repairs.




Power to Hoist

Take a look at where the work gets done: the winch. P&H winches have cast housings, and we use bearings rather than bushings for longer life. Our bent axis motors deliver power more smoothly and efficiently. That gives you tighter control and better meterability. P&H rough terrain cranes deliver the highest maximum line pulls and speeds in their respective classes.

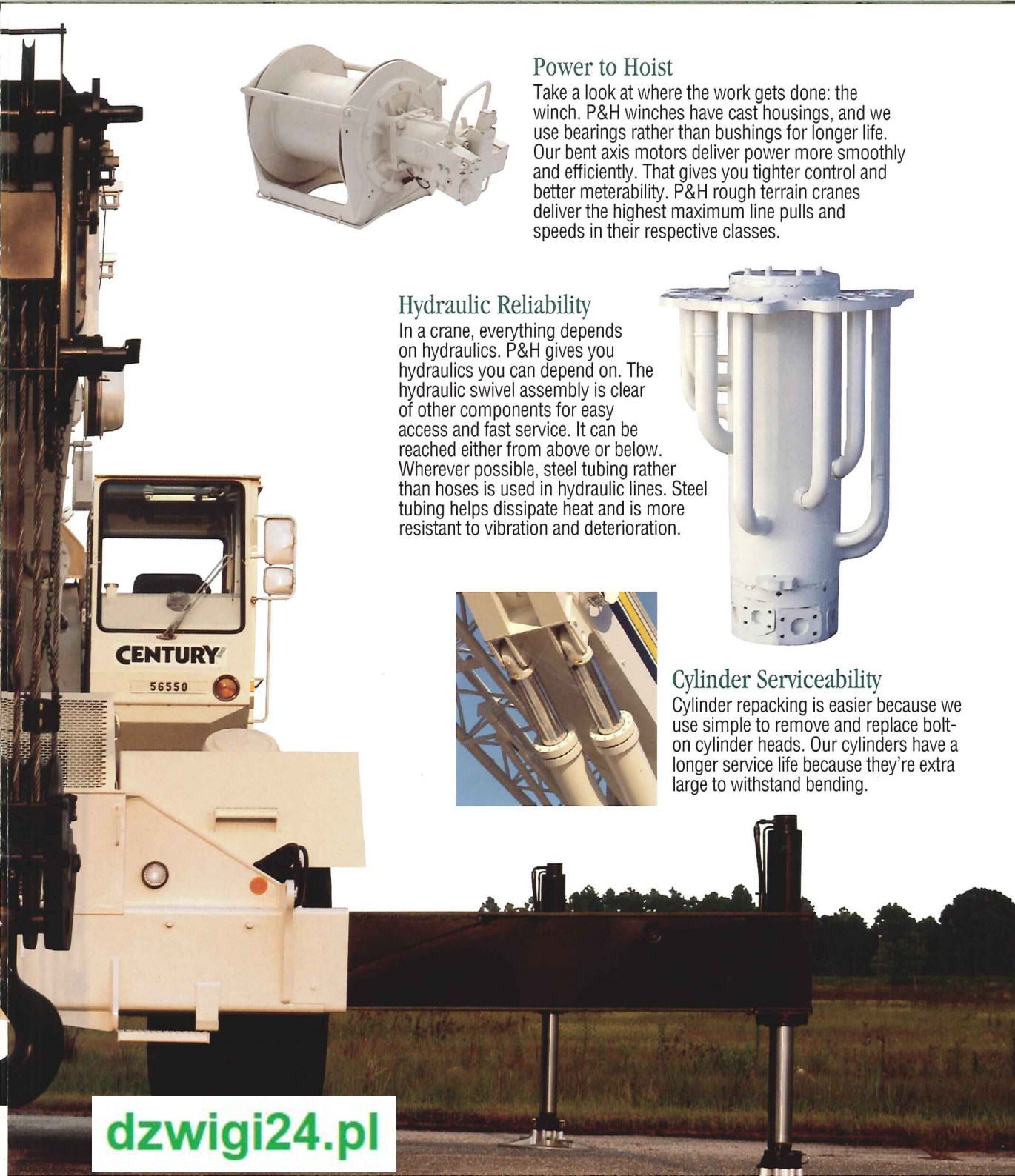
Hydraulic Reliability

In a crane, everything depends on hydraulics. P&H gives you hydraulics you can depend on. The hydraulic swivel assembly is clear of other components for easy access and fast service. It can be reached either from above or below. Wherever possible, steel tubing rather than hoses is used in hydraulic lines. Steel tubing helps dissipate heat and is more resistant to vibration and deterioration.



Cylinder Serviceability

Cylinder repacking is easier because we use simple to remove and replace bolt-on cylinder heads. Our cylinders have a longer service life because they're extra large to withstand bending.



To withstand sideloading and fatigue, P&H booms are welded inside and out, at all four corners, giving them superior rigidity and strength. Our booms, the industry's strongest, handle concrete buckets with no derate required.

dzwigi24.pl



PPM CRANES, INC
Manufacturer of P&H Mobile Cranes

P.O. Box 260002/Hwy. 501 E.
Conway, SC 29526-2602
(803) 349-6900 FAX (803) 349-6980

GRUPE LEGRIS INDUSTRIES