dzwigi24.pl

Hydraulic Crawler Crane

CKS3000

Max. Lifting Capacity - Crane : 300 t
Max. Crane Boom Length : 90 m
Max. Fixed Jib Combination : 78 m + 30.5 m
Heavy Fixed Jib Combination : 72 m + 30 m

Max. Lifting Capacity - Luffing : 120 t
Max. Luffing Boom Length : 60 m
Max. Luffing Jib Length : 66 m

Standard Specification



KOBELCO

dzwigi24.pl

1 SPECIFICATIONS

6 LOAD MOMENT INDICATOR (LMI)

7 ASSEMBLY PROCEDURE

8 COUNTERWEIGHT SELF REMOVAL DEVICE

CRANE BOOM / JIB

9 GENERAL DIMENSIONS

12 DIMENSIONS & WEIGHT

17 TRANSPORTATION PLAN

18 WORKING RANGES

22 BOOM AND JIB ARRANGEMENTS

30 LIFTING CAPACITY

LUFFING JIB

37 GENERAL DIMENSIONS

38 DIMENSIONS & WEIGHT

40 TRANSPORTATION PLAN

41 WORKING RANGES

44 BOOM AND JIB ARRANGEMENTS

48 LIFTING CAPACITY

dzwigi24.pl

General Description

Type :

Standard Crane
[100 t counterweight and 40 t carbody weight]

Maximum lift capacity	300 t @ 5.5 m operating radius (24 m boom)
Basic boom length	24 m
Maximum boom length	24 m

Standard Crane
[120 t counterweight and 40 t carbody weight]

Maximum lift capacity	246.2 t @ 6.7 m operating radius (36 m boom)
Basic boom length	24 m
Maximum boom length	84 m

Standard Crane
[140 t counterweight and 40 t carbody weight]

Maximum lift capacity	180.3 t @ 9 m operating radius (54 m boom)
Basic boom length	24 m
Maximum boom length	90 m

Standard Crane
[160 t counterweight and 40 t carbody weight]*

Maximum lift capacity	145.8 t @ 10.3 m operating radius (72 m boom)
Basic boom length	24 m
Maximum boom length	90 m

**Additional (optional) counterweights (20 t) are required.*

Standard Fixed jib
[140 t counterweight and 40 t carbody weight]

Maximum lift capacity	26.5 t @ 16.1 m operating radius (60 m boom + 12.2 m jib)
Basic boom & jib length	30 m + 12.2 m
Maximum boom & jib length	78 m + 30.5 m

Standard Heavy Fixed jib
[140 t counterweight and 40 t carbody weight]

Maximum lift capacity	40 t @ 22 m operating radius (72 m boom + 30 m heavy jib)
Boom & jib length (one kind)	72 m + 30 m

Standard Luffing jib
[140 t counterweight and 40 t carbody weight]

Maximum lift capacity	120 t @ 13 m operating radius (42 m boom + 24 m jib)
Basic boom & jib length	30 m + 24 m
Maximum boom & jib length	60 m + 66 m

Working weight[1]*	Approx. 325 t
Ground bearing pressure[1]*	Approx. 148 kPa (1.52 kg/cm^2)
Grade ability[1]*	20% (11.3 deg.)

*1 Including base machine, counterweights : 140 t, carbody weights : 40 t, counterweight self removal device (option), 24 m standard boom and 350 t hook block.
Without counterweight self removal device : Working weight 322 t, Ground bearing pressure 147 kPa (1.52 kg/cm^2)

dzwigi24.pl

General Dimensions

Height to top of cab	3,830 mm
Width of upper machine with operator's cab	
Working :	4,700 mm
Transportation :	2,990 mm
Radius of rear end (counterweights)	7,300 mm
Counterweight ground clearance	1,565 mm
Center of rotation to boom foot pin	1,800 mm
Height from ground to boom foot pin	2,780 mm
Overall length of crawlers	10,000 mm
Overall width of crawlers (w / standard shoe)	8,000 mm
(w / wide shoe)	8,110 mm
Center to center of tumblers	8,795 mm
Shoe width (w / standard shoe)	1,220 mm
(w / wide shoe)	1,330 mm
Ground clearance of carbody	530 mm

Working Speed

Load hoist line speed (H1 and H2 winch without free fall function)	115 ~ 3 m/min
Load lowering line speed (H1 and H2 winch without free fall function)	115 ~ 3 m/min
Standard boom hoist line speed (W1 winch)	30 ~ 2 m/min
Standard boom lowering line speed (W1 winch)	30 ~ 2 m/min
Luffing jib hoist line speed (W2 winch)	29 ~ 2 m/min
Luffing jib lowering line speed (W2 winch)	29 ~ 2 m/min
Swing speed (max.)	1.7 min^{-1} (1.7 rpm)
Travel speed (high/low)	1.0 / 0.6 km/h

Line speed based on single line, no load, and first layer of rope on the drum.

Upper Machinery

Power Plant :

Diesel engine - make and model	SCANIA DC13 76A (Exhaust level is equivalent with NRMM (Europe) Stage III A / US EPA Tier3.)
No. of cylinders	6 cylinders
Bore × stroke	130 mm × 160 mm
Cycles	4 cycles
Total displacement	12.7 L
Rated output SAE GROSS	331 kW / 2,100 min^{-1}
Maximum torque	2,007 N·m / 1,600 min^{-1}
Starter	24 Volts / 6.0 kW
Alternator	24 Volts / 150 Amp
Batteries	Two 12 volt, 136 AH/5 HR capacity series connected.
Radiator	Corrugated type core, thermostatically controlled.
Throttle	Twist grip type hand throttle, electrically actuated, in conjunction with floor mounted pedal.
Air cleaner	Dry type with replaceable paper element.
Fuel tank capacity	600 L
Lube oil filters	Full flow and by-pass type with replaceable paper element type.
Fuel filter	Replaceable paper element with water separator.

Hydraulic pumps :

Load hoist (H1) and propel (R)	2 piston type pumps, max. flow rate 263.9 ℓ / min × 2
Load hoist (H2) and propel (L)	2 piston type pumps, max. flow rate 263.9 ℓ / min × 2
Boom and Jib hoist (W1 / W2)	2 piston type pump, max. flow rate 348.5 ℓ/min
Boom and jib hoist (W1 / W2) acceleration	1 piston type pump, max. flow rate 271.0 ℓ/min
Swing	1 piston type pump, max. flow rate 348.5 ℓ/min
Control system and auxiliary	2 gear type pumps, max. flow rate 63.8 + 42.0 ℓ/min
Brake cooling system (optional for free fall winch)	1 gear type pump, max. flow rate 64.3 ℓ/min × 2

dzwigi24.pl

Counterweight and Carbody weight :

Counterweight Base	20 t × 1
Counterweight (R)	10 t × 6
	5 t*[1] × 2
Counterweight (L)	10 t × 6
	5 t*[1] × 2
Total Counterweight	160 t
Carbody weight A	17.6 t × 2
Carbody weight B[2]*	2.5 t × 2
Total Carbody weight[2]*	40.2 t

[1] 5 t counterweight : optional

[2] Including the weight of platform

Electric system :

All wiring color coded for easy servicing, individual fused branch circuits.

Hydraulic system :

Maximum pressure rating

31.9 MPa (326 kg/cm^2)

Cooling

Oil to air heat exchanger

Filtration

Full flow filters with replaceable stainless meshed strainer for input and glass fiber elements for return.

Reservoir capacity

860 L

Standard Mast :

This mast is to be all-welded box type structure with high tensile steel equipped with self-lifting cylinder.
The mast is necessary regardless of the boom length.

Operator's cab :

Totally enclosed from weather, this full-vision cab has safety glass all around, sliding door and tilting to 15.8 degrees by hydraulic cylinders.
The adjustable, high-backed seat with armrest is capable of adjustment with or without the control console.
Auxiliary controls and instruments are on a side mounted console.
A signal horn, windshield wipers, air-conditioner, and swing limiter are all standard features.
The operator's cab swings in front of the upper machine for transportation width to be 2.99 m.

Controls :

At the operator's right are console-mounted adjustable short levers (hydraulic over hydraulic) for the front and rear drum and the boom hoist control.
Fine inching control, drum rotation indicators and optional free fall activation switches are built in to the levers.
Beside the seat on the right are two short levers (hydraulic over hydraulic) for propel control, plus individual speed dial controls for front, rear and boom drums.
At the left is the console mounted a swing lever, an optional luffing jib hoist drum control (hydraulic over hydraulic), individual speed dial controls for luffing jib drum and reeving winch, switches for front and rear drum, boom and luffing jib drum pawls, and the engine start / stop key.
A swing brake control switch and signal horn button are on the swing lever.
On the floor is a boom hoist pedal, a throttle pedal and optional free fall pedals if selected.

Swing :

Swing unit

Two sets of hydraulic motor driving through planetary reducer to output swing pinion for 360 degrees rotation.

Mode

Switchable three modes, free fast, free slow and auto brake.

Swing brake

Spring set hydraulically released multiple disk brake mounted on swing motor.

Swing circle

Wider diameter and triple row roller bearing with internal swing gear.

dzwigi24.pl

Drums :

Powered by hydraulic variable plunger motors, driven through planetary reducers.

Negative brake

A spring-set, hydraulically released multiple disc brake and a safety spooled load control counter - valance valve are mounted on the hoist motor.

Drum lock

External ratchet for locking drum

Load hoist (H1 & H2) drums (None free fall)

Max. line pull (1st layer)	254 kN
Rated line pull (all layers)	147 kN

620 mm P.C.D × 926 mm Lg., grooved for 28 mm dia. wire rope.
Rope capacity is 600 m strage length.

Free fall function (optional)

Maximum line pull (1st layer)	274.2 kN
Rated line pull (all layers)	147 kN

Boom drum (W1)

Double drum, grooved for 26 mm wire rope.

Luffing jib drum (W2) (Optional), mounted on the base boom, grooved for 26 mm wire rope.

Lower Machinery

Carbody frame :

High-tensile steel welded axle in constructed frame.

Translifters :

The function allows quick and easy crawler frame removal and trailer loading.
The swing arm and the remote-controlled 4 vertical cylinders are all standard feature.

Crawlers :

Crawler assemblies are designed with quick disconnect feature for individual removal as a unit from axles.
Crawler belt tension adjusted by hydraulic jack and maintained by shims between the drive unit block and frame.

Crawler drive :

Each crawler has double motors, one in front and one in the rear, delivering steady, powerful traction for smooth on-site travel.
Each drive consists of a hydraulic motor driving a propel tumbler through a planetary gear box.
The hydraulic motor and gear box are built into the crawler side frame.

Crawler brake :

Multiple disc type, spring set, hydraulically released parking brakes are built into each propel drive.

Steering mechanism :

The hydraulic propel system provides both skid steering and counter-rotating steering.

Crawler shoe :

Casted 1,220 mm shoe in standard.
(1,330 mm wide shoe in optional)

Track rollers :

The track rollers are sealed for maintenance free operation.

dzwigi24.pl

Crane Attachments

Crane boom :

The welded lattice construction uses tubular, high-tension steel chords with pin connection between sections.

Basic boom length	24 m
Boom base section	9 m
Boom insert	6 m
Tapered boom insert	7.8 m
Boom tip section w/11 sheaves	1.2 m

Boom insert (optional) :

Optional boom inserts are available to provide extension capabilities up to the boom length of 90 m.

Boom insert	6 m, 12 m

Boom suspension :

26 parts of 26 mm dia. high strength boom hoist wire rope (W1) and high-tensile steel guy lines.

Boom backstops:

Telescopic type with spring bumper.

Auxiliary sheave (optional):

Auxiliary sheave is extendible on booms of 24 m through 84 m Maximum line : 2 parts of 28 mm dia. wire rope.

Fixed jib (optional) :

The fixed jib is available on the crane boom of 30 m through 78 m with counterweight amount 140 t and carbody weight amount 40 t to extend working height and / or reach. The fixed jib employs welded lattice construction with tubular, high-tension steel chords with pin connections between sections.

Basic jib length	12.2 m
Jib base section	4.6 m
Jib insert	3.0 m
Jib tip section w/1 sheave	4.6 m

Fixed jib insert :

Optional fixed jib insert, 6.1 m section is available to provide extension capabilities, up to the jib length of 30.5 m.

Fixed jib suspension :

26 mm dia. high strength pendant rope for each side.

Strut suspension :

26 mm dia. high strength pendant rope for each side.

Heavy fixed jib (optional) :

The heavy fixed jib is available on the crane boom of 72 m with counterweight amount 160 t and carbody weight amount 40 t to extend working height and / or reach. The heavy fixed jib employs welded lattice construction with tubular, high-tension steel chords with pin connections between sections.

Jib length	30 m
Jib base section	9 m
Jib insert	12 m
Jib tip section w/4 sheave	9 m

Heavy fixed jib insert :

Optional heavy fixed jib insert, 12 m section is available.

Heavy fixed jib suspension :

44 mm dia. high strength pendant rope for each side.

Strut suspension :

44 mm dia. high strength pendant rope for each side.

Luffing Attachments

Luffing jib (optional) :

The luffing jib is available on the crane boom of 30 m through 60 m with counterweight amount 140 t and carbody weight amount 40 t to extend working height and / or reach. The luffing jib employs welded lattice construction with tubular, high-tension steel chords with pin connections between sections.

Basic jib length	24 m
Jib base length	9 m
Jib insert	6 m
Jib tip section w/4 sheave	9 m

Luffing jib insert :

Optional luffing jib insert, 6 m and 12 m section are available to provide extension capabilities, up to the jib length of 66.0 m.

Luffing jib suspension :

10 parts of 26 mm dia. high strength jib hoist rope (W2) and high-tensile steel guy lines.

Strut suspension :

High-tensile steel guy lines.

CKS3000
LOAD MOMENT INDICATOR (LMI)

dzwigi24.pl

The Kobelco newly designed touch panel screen with sunshade and screen protector is an industry first. This intuitive and easy to understand new touch screen monitor gives the operator a full display of essential data. Universal pictograms are used providing easy visual recognition, making this new technology easy to read and understand the information. This new monitor includes : Hook Height, Engine Speed, Display Lamp of standard functions, Gauges, Over-Swing Prevention Device, Switches, and Error Messages.

Gauges
Hydraulic oil temperature gauge
Fuel bar gauge
Engine coolant temperature gauge
* Figures for the above gauges are only shown when the bar is touched.

Display lamp
Engine warning lamp
Front drum free fall indication lamp (opt.)
Rear drum free fall indication lamp (opt.)
Inching speed lamp
Remote control connection lamp

Moment ratio indicator

Wind speed indicator

Hook height

Point height

Actual load

Boom angle

Rated load

Working radius

Max. working radius

Error message
Touch to display details in a pop-up window.

Over-swing prevention
An over-swing preventative device is standard. It limits the swing of the crane. Configuration is simple and can be done from the touch panel.

Operating status of double drum
When double drum is used, difference of inclination between H1 and H2 drum is displayed.

Ground incline indicator (option)
This device is to detect inclination of the crane against the ground to indicate and issue warning.

Camera Monitor



Main menu

Crane config.

Angle/radius Limiter

Self check Mode

Adjustment mode

Service mode

dzwigi24.pl

STANDARD CONFIGURATION ASSEMBLY PROCEDURE

1

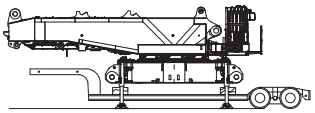

2

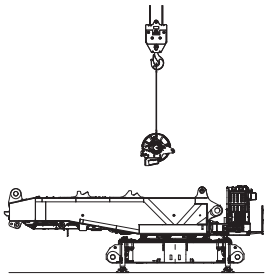

3

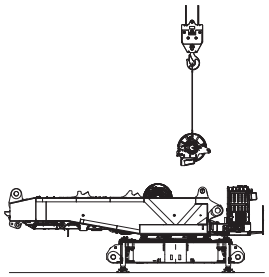

4

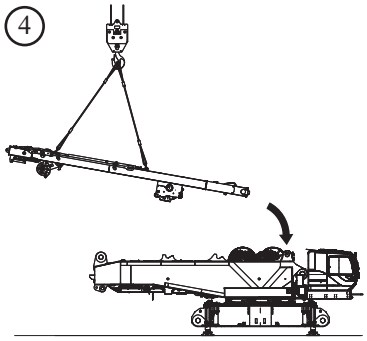

5

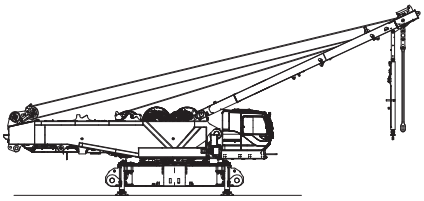

6

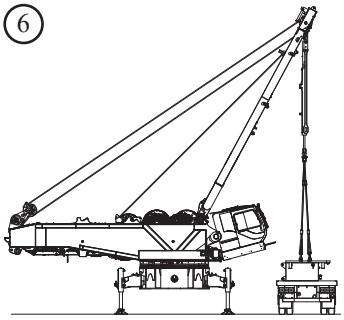

7

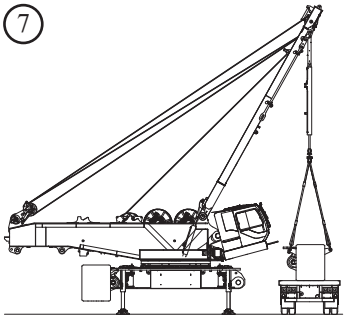

8

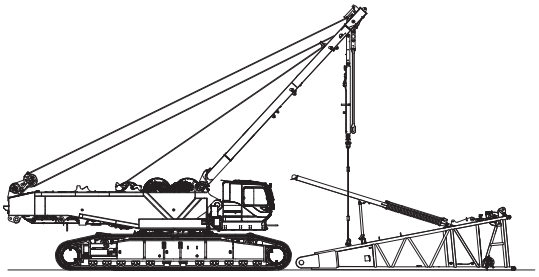

9

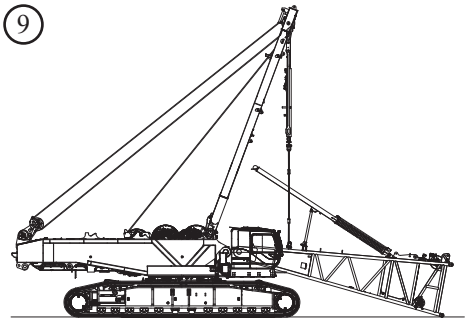

10



11

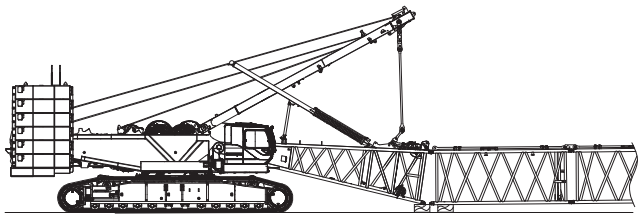

12

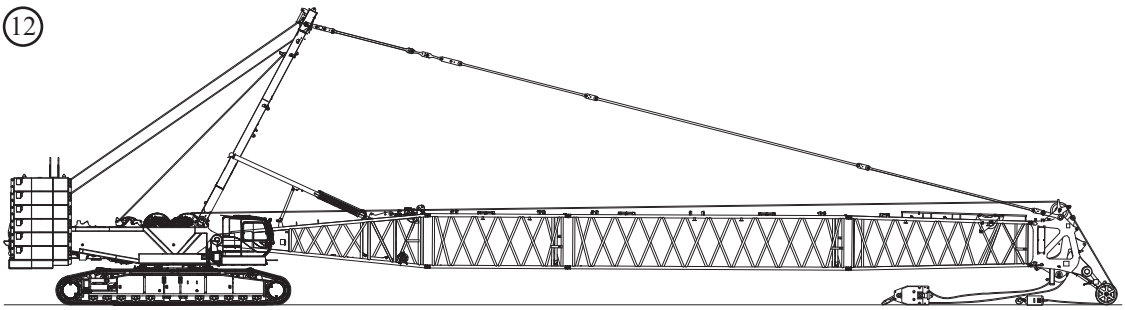

dzwigi24.pl

Option

①

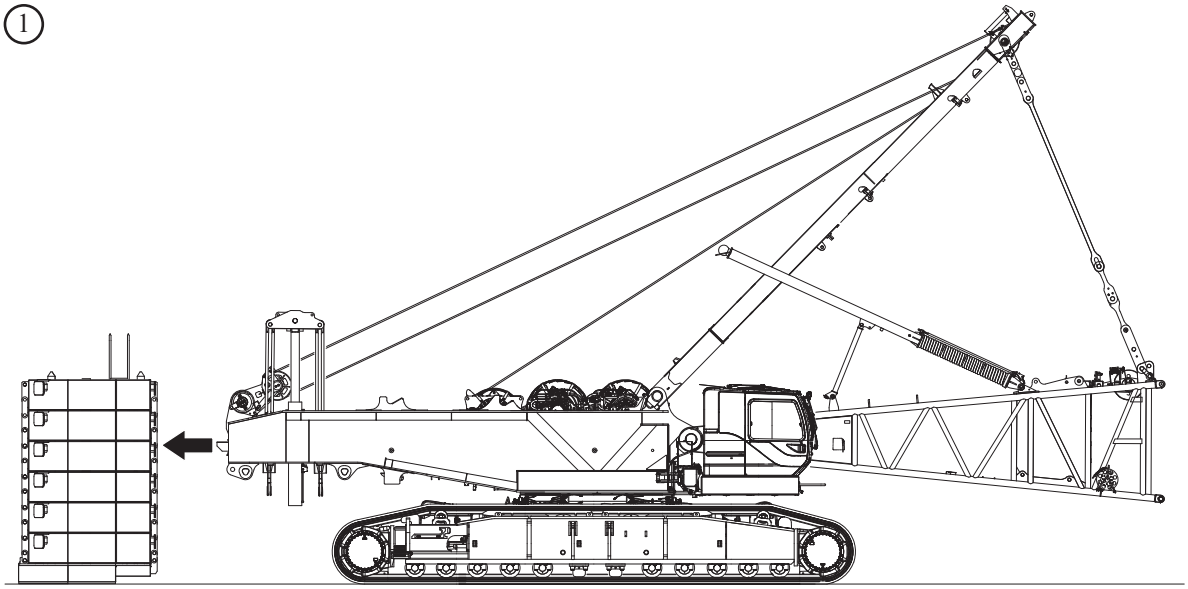

②

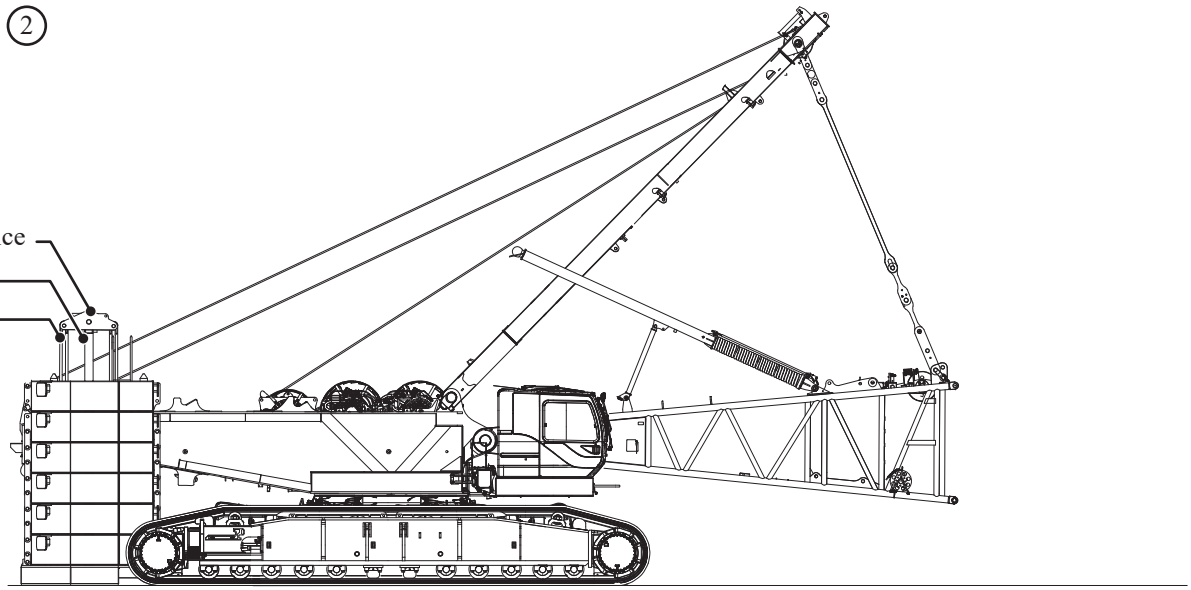

③

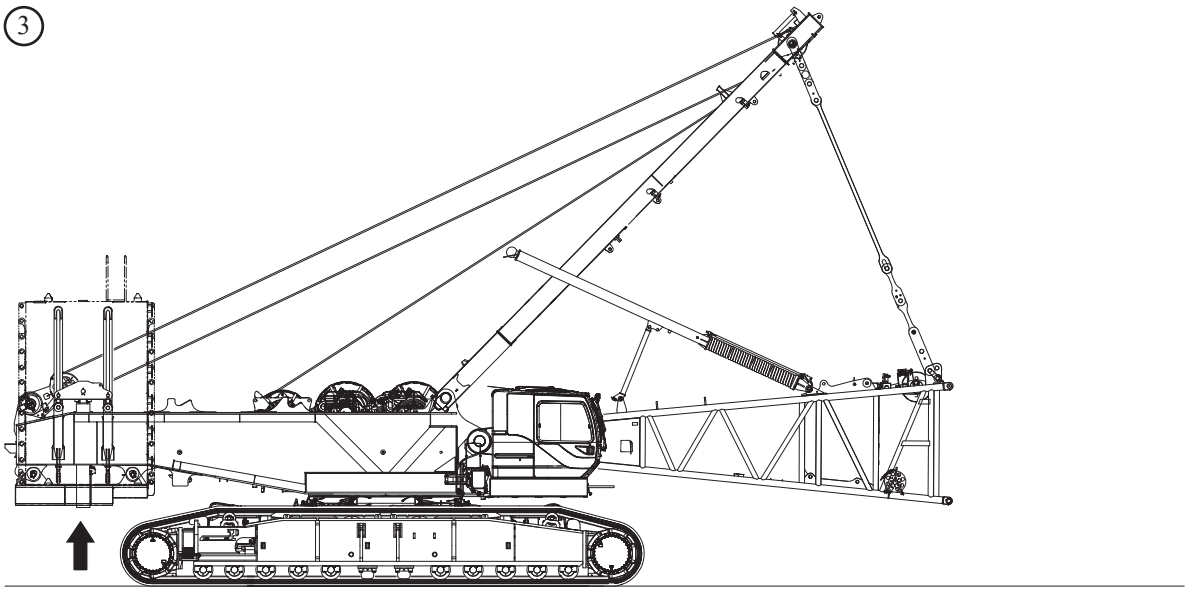

Crane Boom

Unit : mm

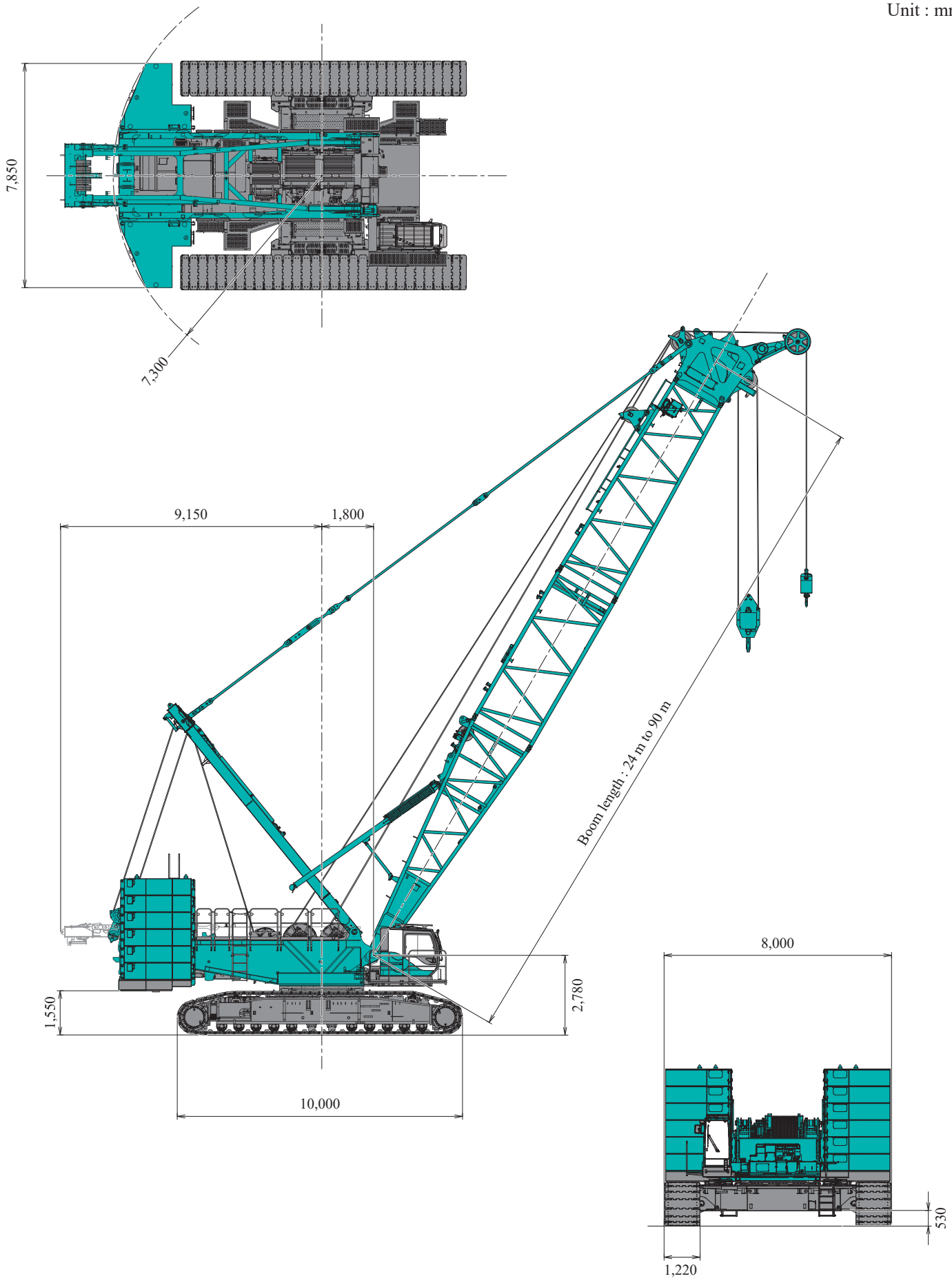

dzwigi24.pl

Fixed Jib

Unit : m

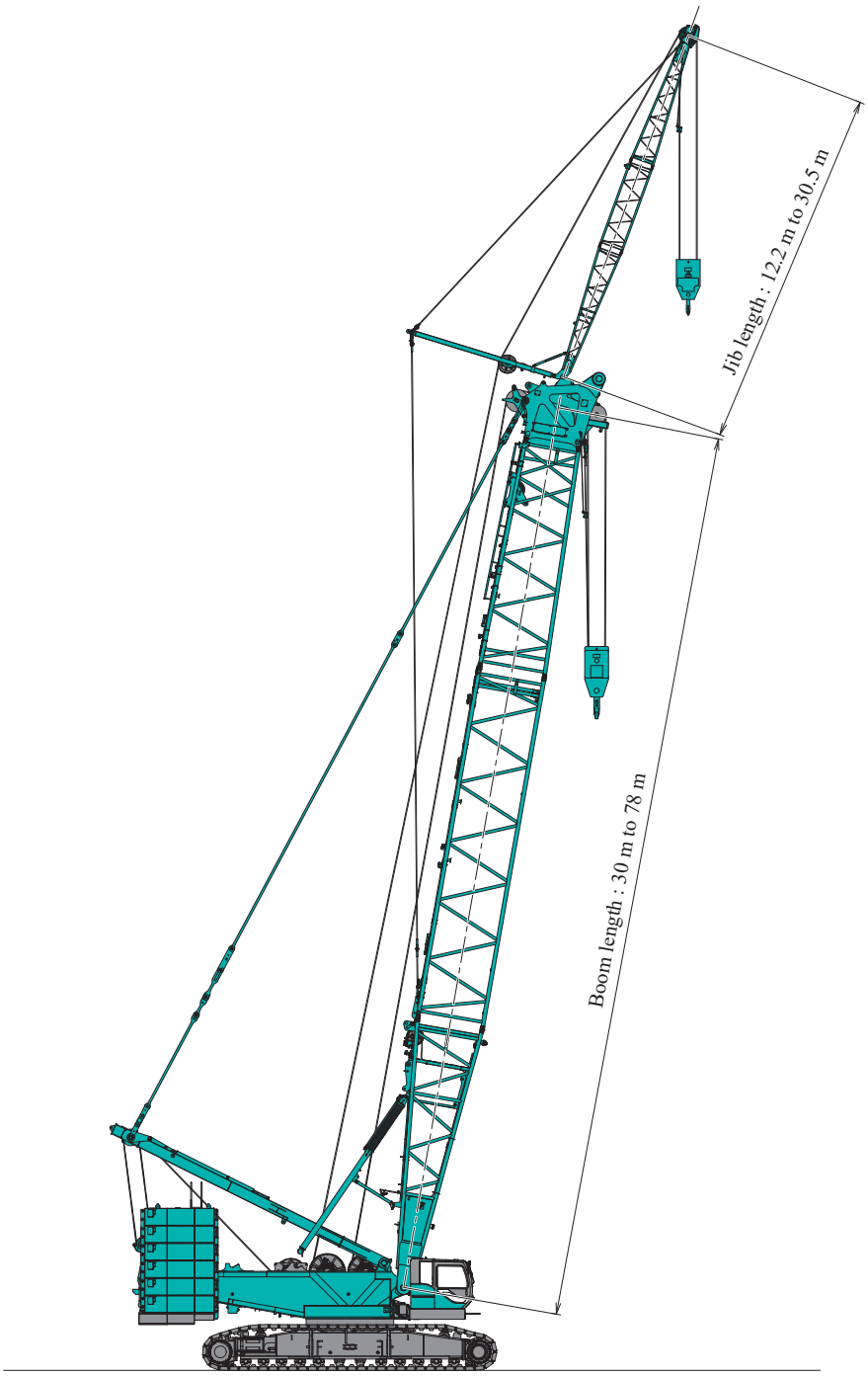

dzwigi24.pl

Heavy Fixed Jib

Unit : m

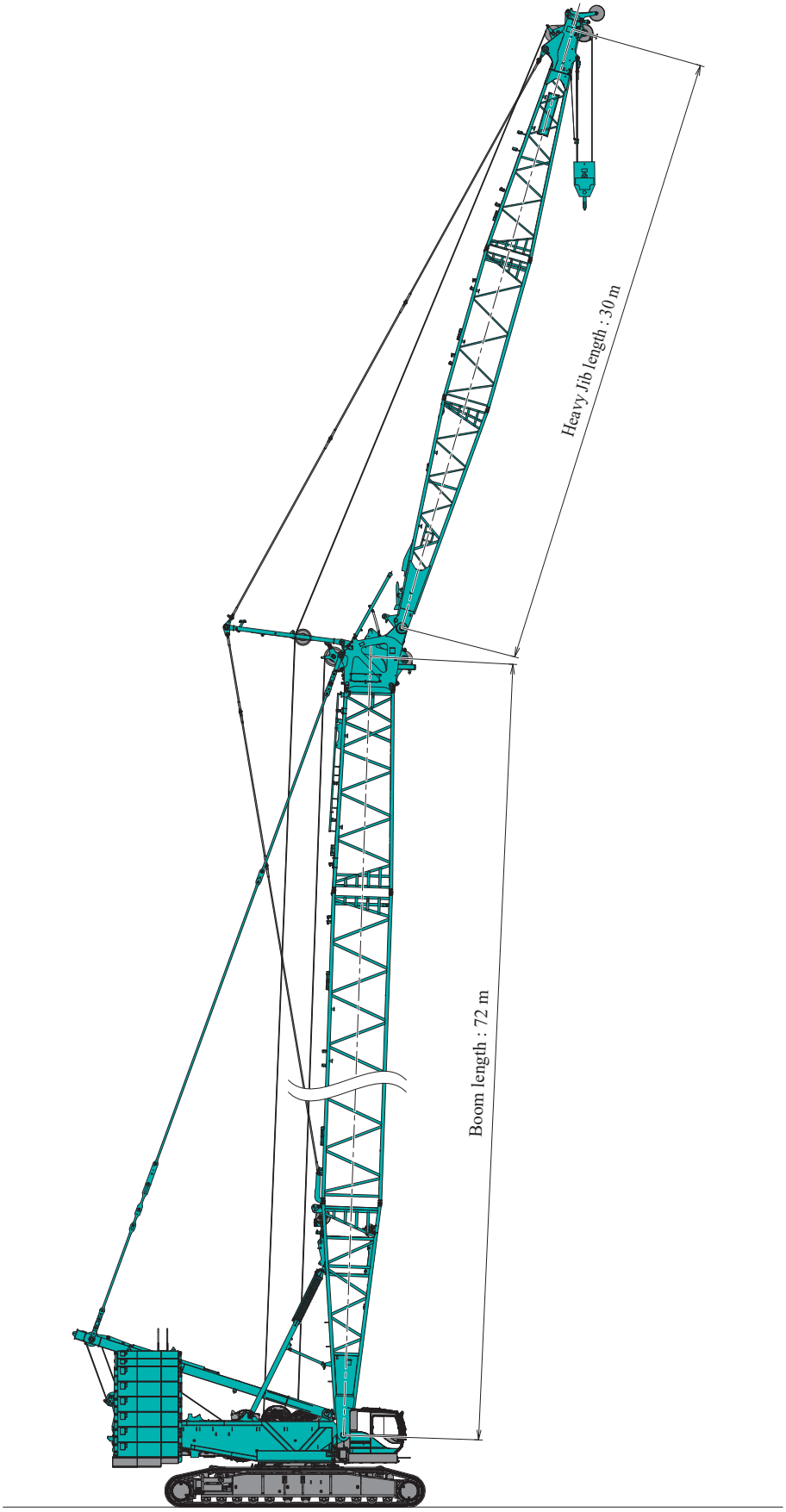

dzwigi24.pl

Dimensions : mm Weight : kg

Base Machine

Weight : 39,430 kg

Crane mast	×
H1 winch	×
H2 winch	×
Counterweight self removal device (option)	×

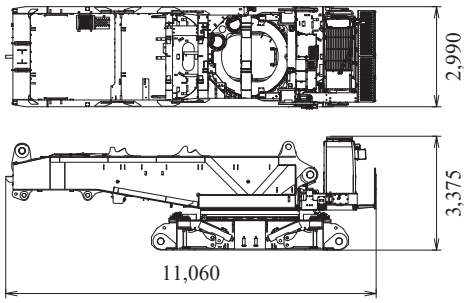

Base Machine

Weight : 41,340 kg

Crane mast	×
H1 winch	×
H2 winch	×
Counterweight self removal device (option)	○

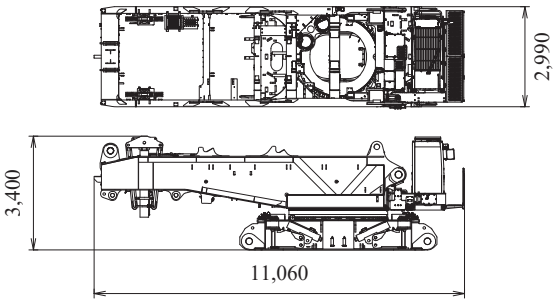

H1, H2 Winch (Without Wirerope)

Weight : 2,350 kg

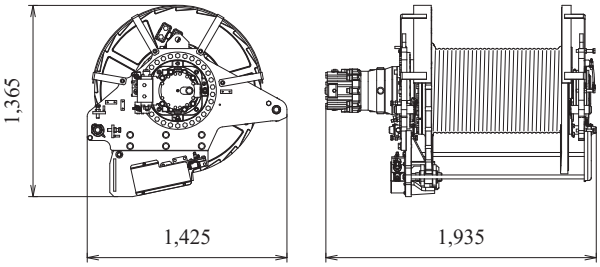

Crawler

Weight : 28,240 kg

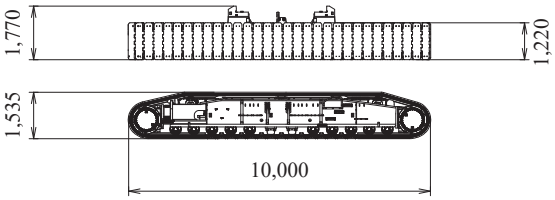

Counterweight Base

Weight : 20,000 kg

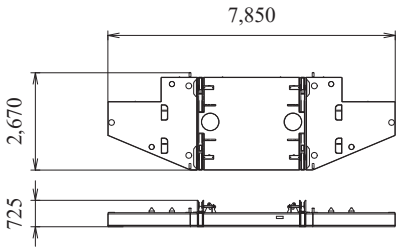

Carbodyweight A

Weight : 17,550 kg

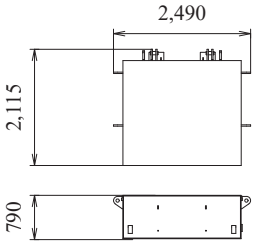

Carbodyweight B With Platform

Weight : 2,775 kg

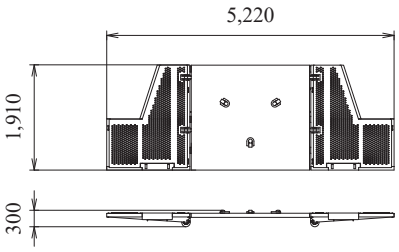

Counterweight A

Weight : 10,000 kg

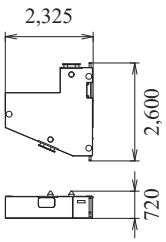

Counterweight B

Weight : 10,000 kg

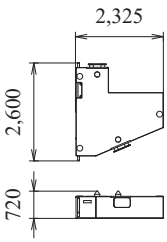

Counterweight C (Optional)

Weight : 5,000 kg

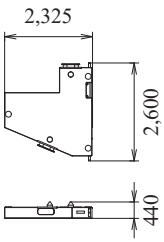

Counterweight D (Optional)

Weight : 5,000 kg

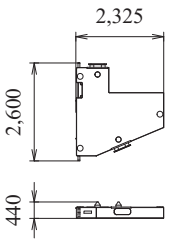

*Optional counterweights

dzwigi24.pl

Dimensions : mm Weight : kg

Crane Mast

Weight : 10,245 kg

- Lower spreader ○
- W1 winch ○
- Wirerope ○
- Guy line ○

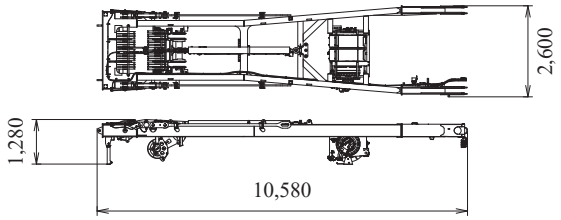

9 m Boom Base

Weight : 9,290 kg

- Guide sheave ○
- Boom backstop ○
- Walkway ○
- Guy lines ○
- Reeving winch and wirerope ○

* Guy lines for luffing strut are not included.
Add 155 kg to boom if necessary.

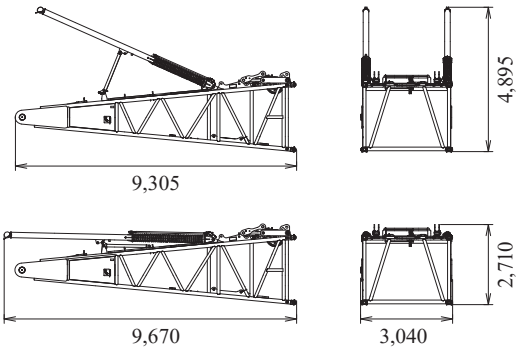

6 m Boom Insert

Weight : 2,310 kg
Includes guy lines and walkway.
* Guy lines for luffing strut are not included.
Add 200 kg to boom if necessary.

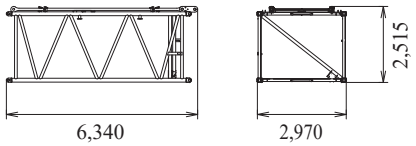

12 m Boom Insert

Weight : 4,020 kg
Includes guy lines and walkway.
* Guy lines for luffing strut are not included.
Add 360 kg to boom if necessary.

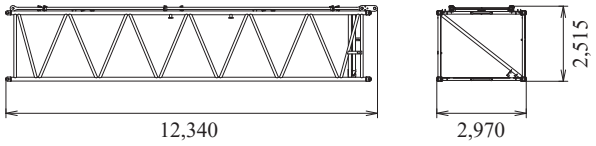

7.8 m Taper Boom Insert

Weight : 3,495 kg
Includes guy lines, walkway and guide sheave.
* Guy lines for luffing strut are not included.
Add 140 kg to boom if necessary.

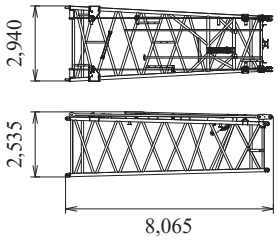

Boom Tip

Weight : 4,580 kg

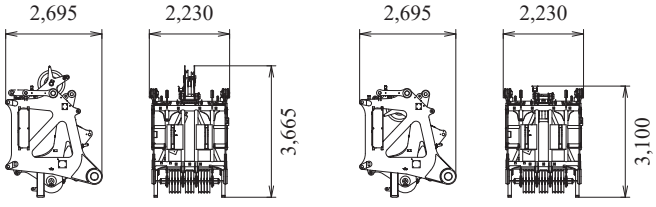

Auxiliary Sheave

Weight : 700 kg

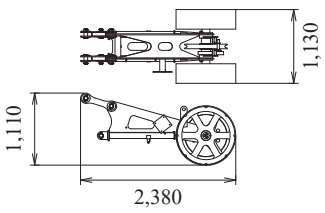

dzwigi24.pl

Dimensions : mm Weight : kg

15 t Ball Hook
Weight : 900 kg

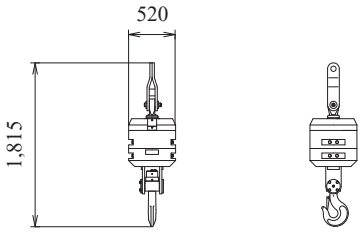

45 t Hook
Weight : 2,200 kg

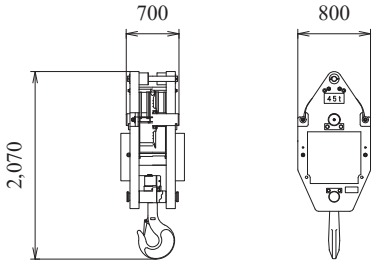

100 t Hook
Weight : 2,700 kg

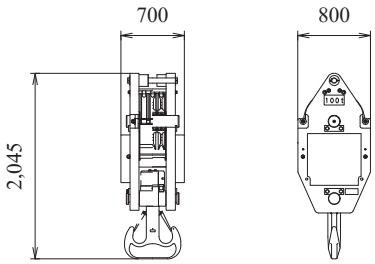

200 t Hook
Weight : 4,100 kg

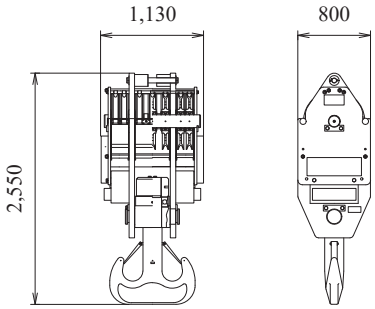

300 t Hook
Weight : 6,400 kg

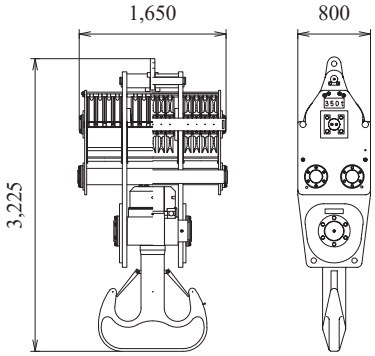

dzwigi24.pl

Dimensions : mm Weight : kg

Fixed Jib

Fixed Jib Base
Weight : 210 kg

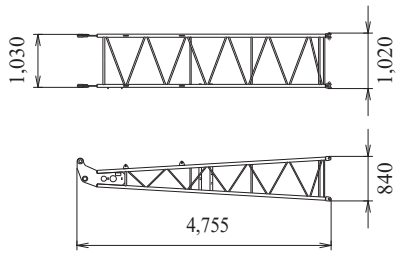

3.0 m Fixed Jib Insert
Weight : 110 kg

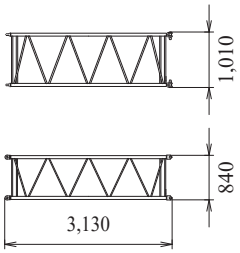

6.1 m Fixed Jib Insert
Weight : 190 kg

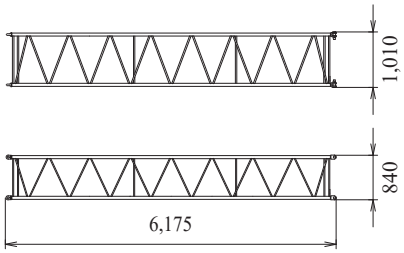

Fixed Jib Tip
Weight : 315 kg

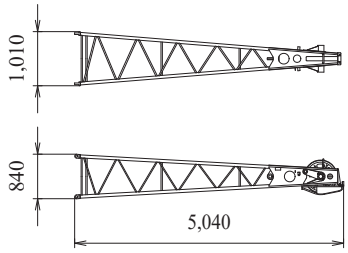

Fixed Jib Strut
Weight : 300 kg

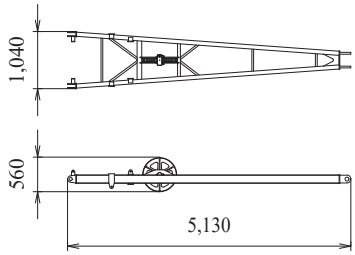

dzwigi24.pl

Dimensions : mm Weight : kg

Heavy Fixed Jib

Heavy Fixed (Luffing) Jib Base
Weight : 2,770 kg
Includes walkway.

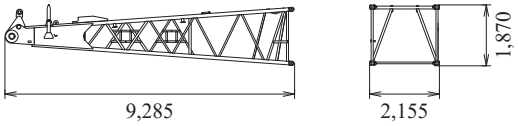

---

12 m Heavy Fixed (Luffing) Jib Insert
Weight : 1,890 kg
Includes guy lines and walkway.

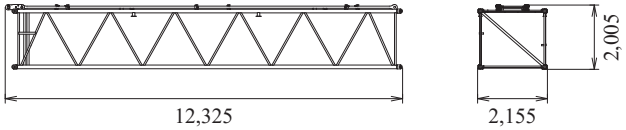

Heavy Fixed (Luffing) Jib Tip
Weight : 3,000 kg
Includes guy lines and walkway.

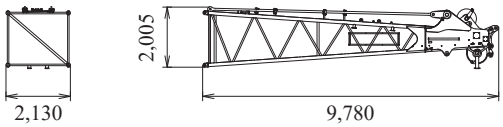

Heavy Fixed Jib Strut
Weight : 1,000 kg
Guy lines are not included.

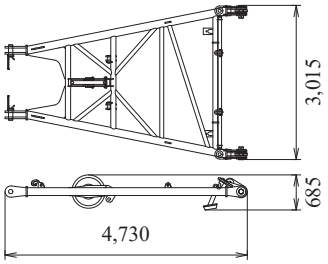

---

dzwigi24.pl

Configuration : Standard CR 90 m (Counterweight : 160 t, Carbody weight 40 t)

Item	Qty.	Net wt. : m-ton	Trailer															
			#1	#2	#3	#4	#5	#6	#7	#8	#9	#10	#11	#12	#13	#14	#15	#16	#17
Base machine without H1 and H2 hoist winch	1	41.3*	1																
H1 hoist none free fall winch with 600 m wire rope	1	4.7		1															
H2 hoist none free fall winch with 390 m wire rope	1	3.9		1															
Standard mast w/W1 winch	1	10.2		1															
Left crawler frame with 1,220 mm shoe	1	28.2			1														
Right crawler frame with 1,220 mm shoe	1	28.2				1													
Base counterweight	1	20.0					1												
Counterweight (10 t)	12	10.0									1	1	1	1	1	1	2	2	2
Counterweight (5 t)	4	5.0										1	1	1	1				
Base carbody weight	2	17.6							1	1									
Carbody weight w/step	2	2.8									2								
Base boom without W2 winch	1	9.3						1											
6 m boom insert (*)	2	2.3							1	1									
12 m boom insert (*)	5	4.0									1	1	1	1	1				
Boom tip, 7.8 m taper boom (*) and aux sheave	1	8.8														1			
100 t hook block	1	2.7						1											
(*) : including guy lines for crane. * : including counterweight self removal device (option). without counterweight self removal device : 39.4 t.	Gross wt.		41.3*	18.9	28.2	28.2	20.0	12.0	19.9	19.9	19.6	19.0	19.0	19.0	19.0	18.8	20.0	20.0	20.0

Trailer #1

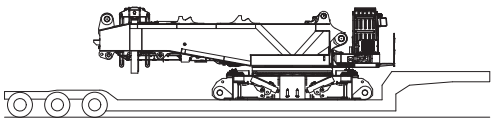

Trailer #2

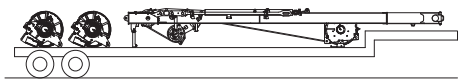

Trailer #3

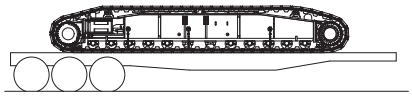

Trailer #4

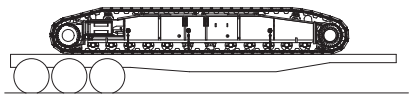

Trailer #5



Trailer #6

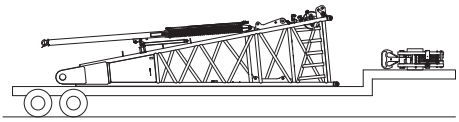

Trailer #7

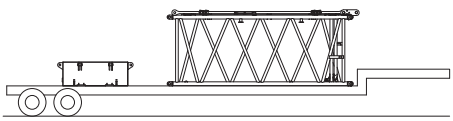

Trailer #8

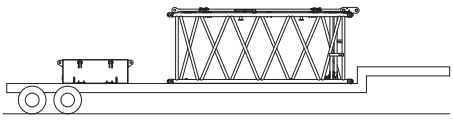

Trailer #9

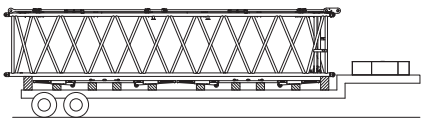

Trailer #10

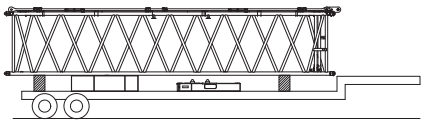

Trailer #11

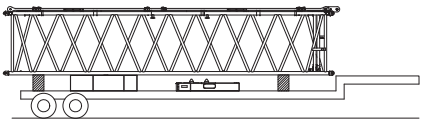

Trailer #12

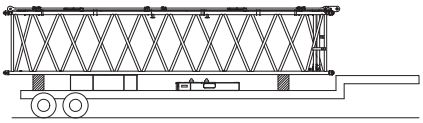

Trailer #13

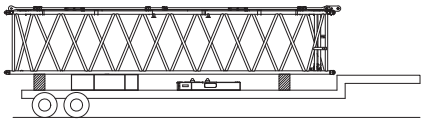

Trailer #14

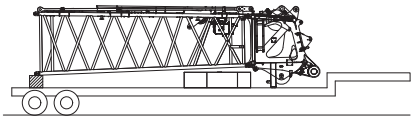

Trailer #15

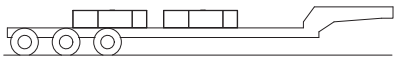

Trailer #16

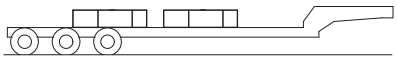

Trailer #17

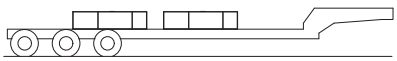

dzwigi24.pl

Main Boom

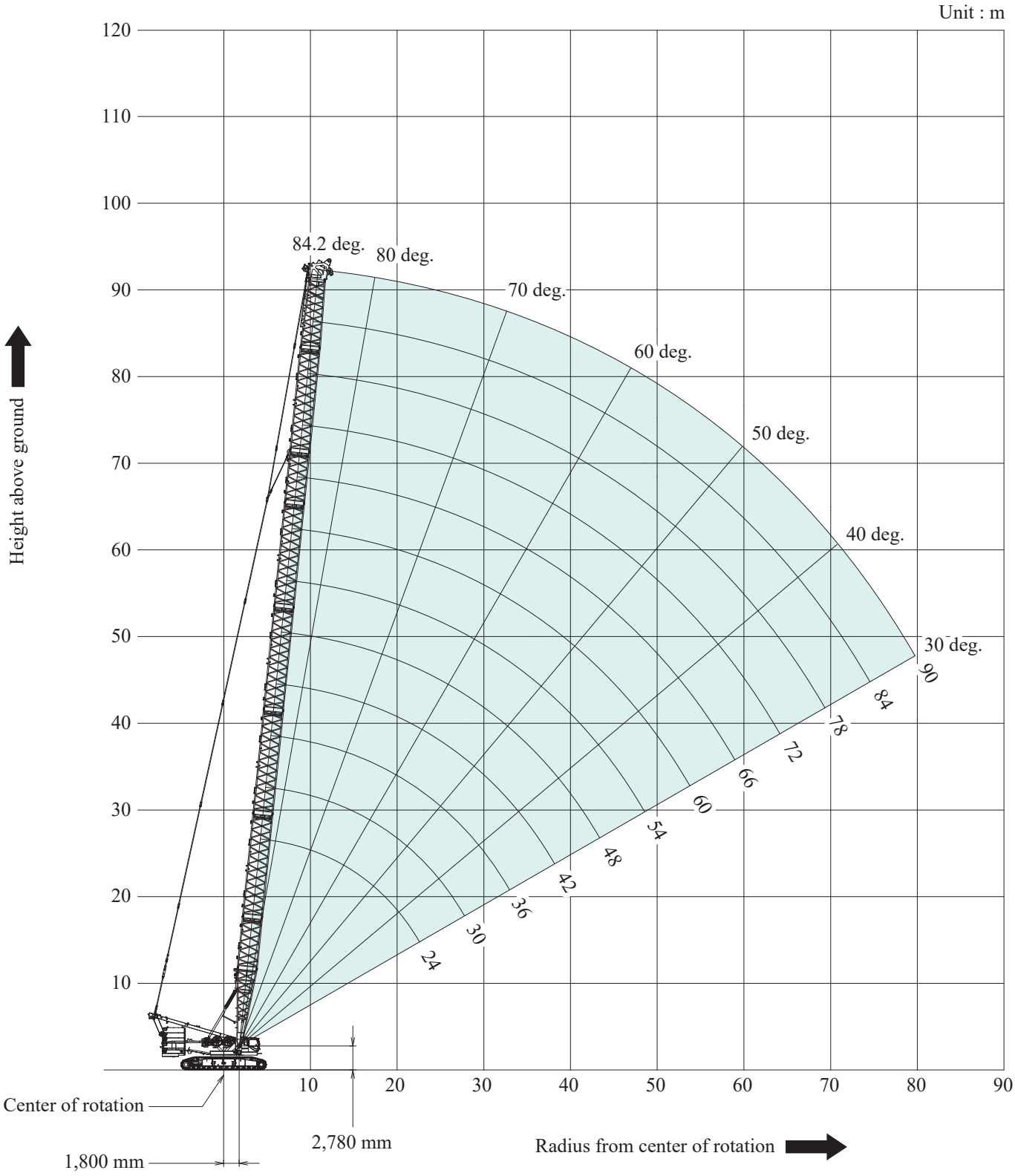

- Working weight : 363,485 kg*1, 361,255 kg*2
- Ground bearing pressure : Approx. 166 kPa*1, 165 kPa*2
- Grade - ability*3 : 20% (11.3 deg.)
- Wind speed : 100% performance in wind speed up to 10 m/s (22.5 MPH)

*1 : Including base machine, counterweights : 160 t, Carbody weights : 40 t,
Counterweight self removal device, 90 m standard boom and 100 t hook block.

*2 : Including base machine, counterweights : 160 t, Carbody weights : 40 t,
90 m standard boom and 100 t hook block, Without counterweight self removal device.

*3 : Including base machine, counterweights : 140 t, Carbody weights : 40 t,
Counterweight self removal device, 24 m standard boom and 350 t hook block.

Fixed Jib 10 deg.

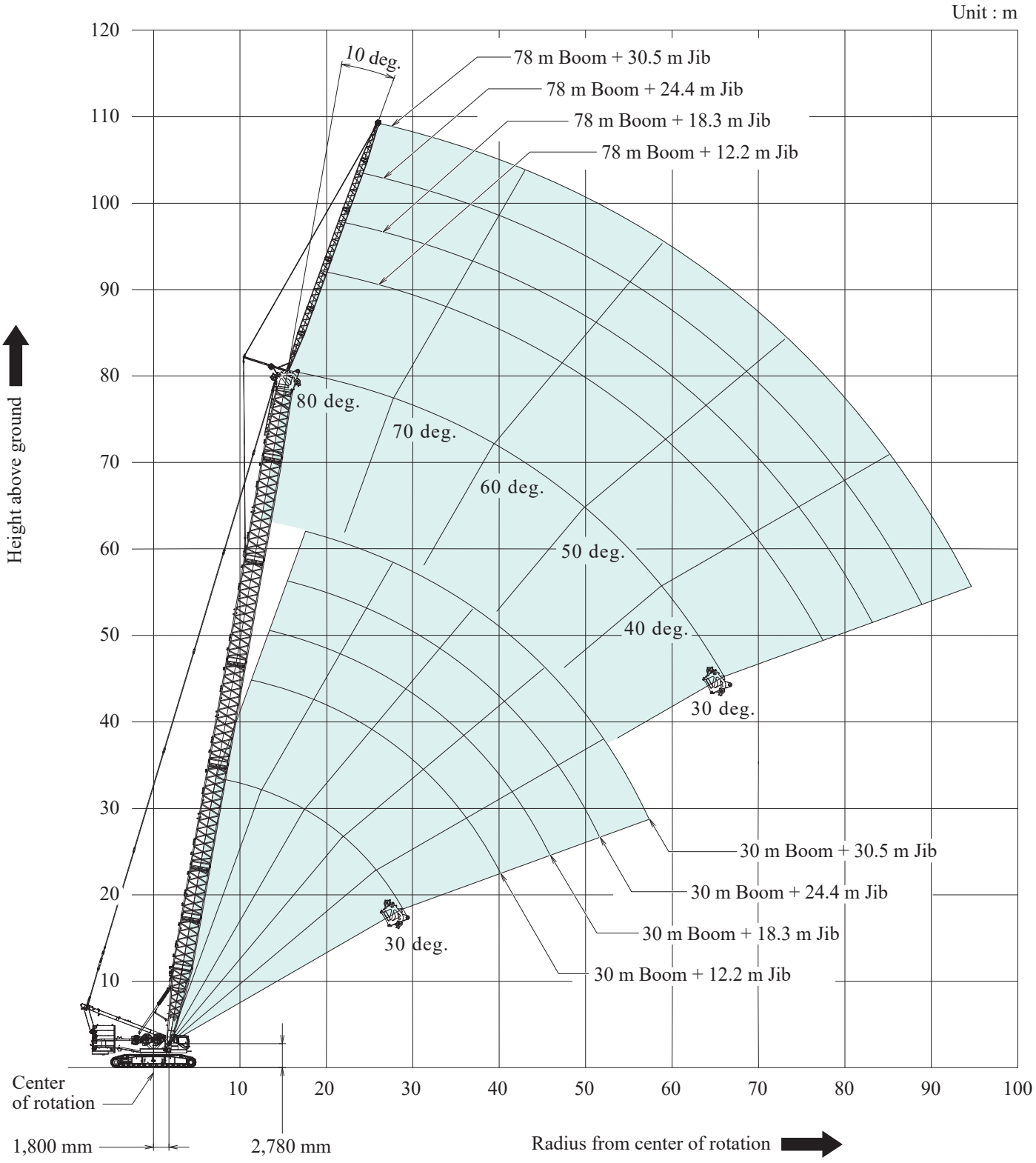

- Working weight : 341,270 kg*1, 339,040 kg*2
- Ground bearing pressure : Approx. 143 kPa*1, 142 kPa*2
- Grade - ability*3 : 20% (11.3 deg.)
- Wind speed : 100% performance in wind speed up to 10 m/s (22.5 MPH)

*1 : Including base machine, counterweights : 140 t, Carbody weights : 40 t,
Counterweight self removal device, 78 m standard boom, 30.5 m fixed jib and 45 t hook block.

*2 : Including base machine, counterweights : 140 t, Carbody weights : 40 t,
78 m standard boom, 30.5 m fixed jib and 45 t hook block, Without counterweight self removal device.

*3 : Including base machine, counterweights : 140 t, Carbody weights : 40 t,
Counterweight self removal device, 24 m standard boom and 350 t hook block.

dzwigi24.pl

Fixed Jib 30 deg.

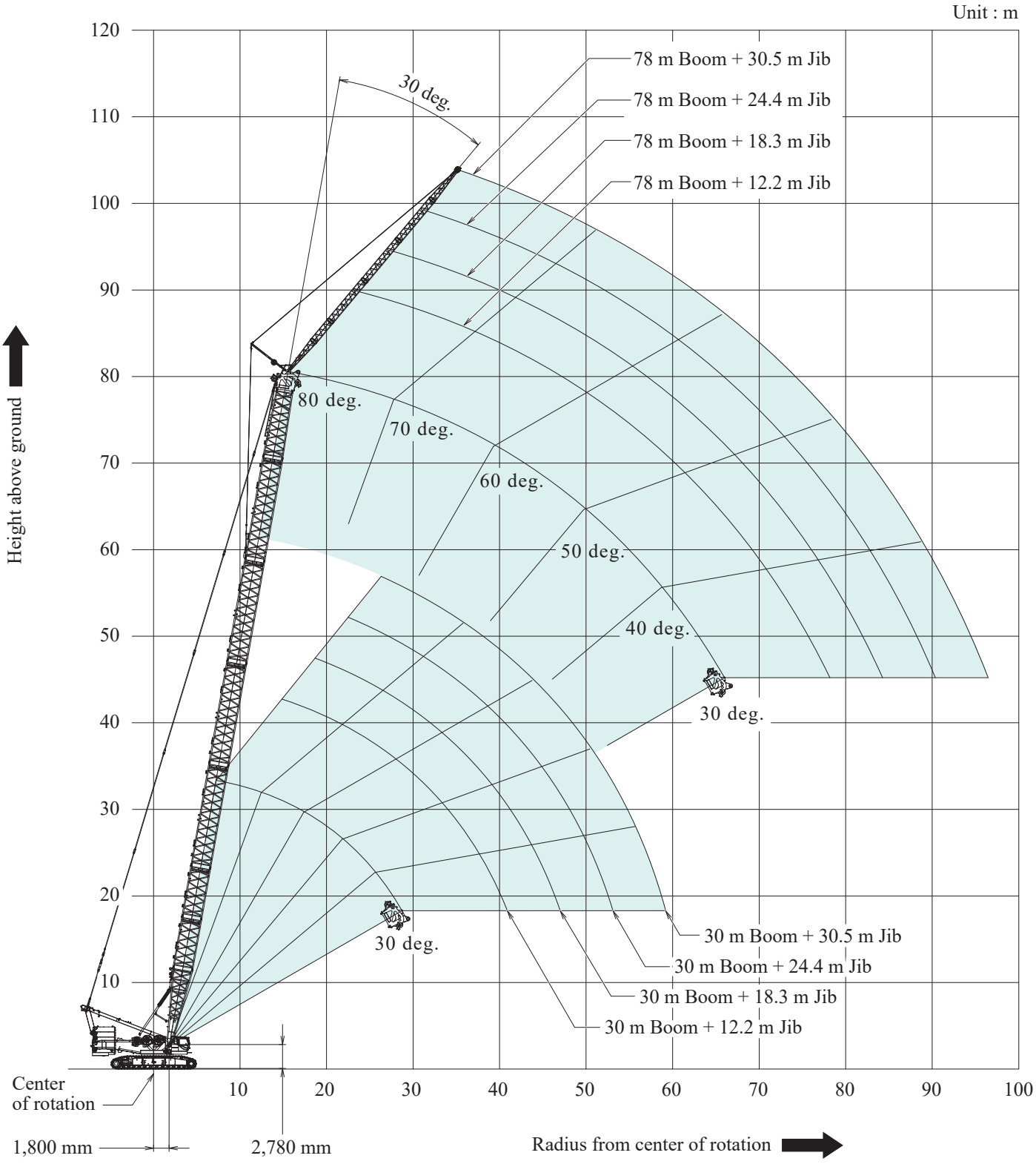

- Working weight : 341,270 kg*1, 339,040 kg*2
- Ground bearing pressure : Approx. 143 kPa*1, 142 kPa*2
- Grade - ability*3 : 20% (11.3 deg.)
- Wind speed : 100% performance in wind speed up to 10 m/s (22.5 MPH)

*1 : Including base machine, counterweights : 140 t, Carbody weights : 40 t,
Counterweight self removal device, 78 m standard boom, 30.5 m fixed jib and 45 t hook block.

*2 : Including base machine, counterweights : 140 t, Carbody weights : 40 t,
78 m standard boom, 30.5 m fixed jib and 45 t hook block, Without counterweight self removal device.

*3 : Including base machine, counterweights : 140 t, Carbody weights : 40 t,
Counterweight self removal device, 24 m standard boom and 350 t hook block.

Heavy Fixed Jib

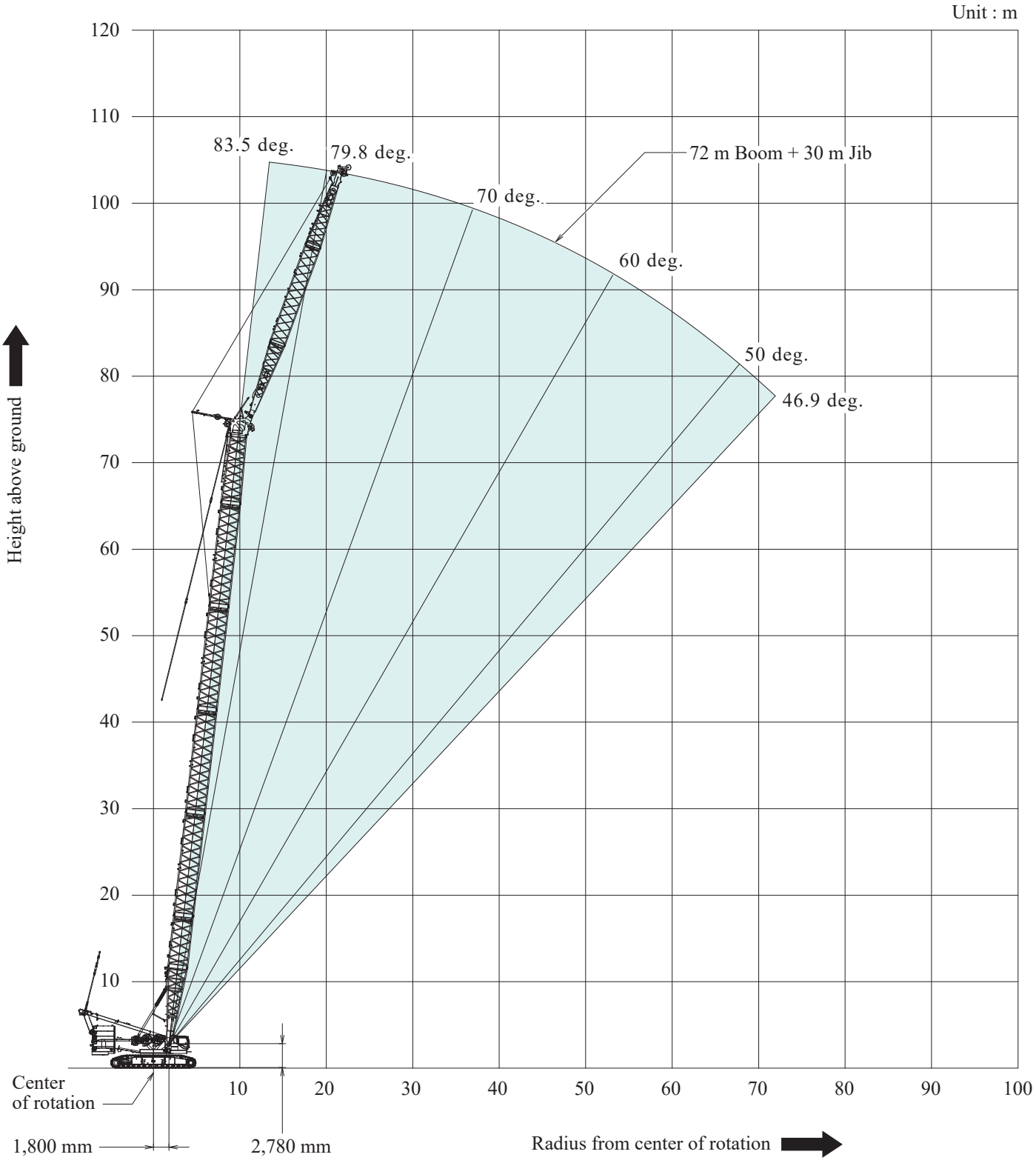

- Working weight : 373,060 kg*1, 370,830 kg*2
- Ground bearing pressure : Approx. 171 kPa*1, 170 kPa*2
- Grade - ability*3 : 20% (11.3 deg.)
- Wind speed : 100% performance in wind speed up to 10 m/s (22.5 MPH)

*1 : Including base machine, counterweights : 160 t, Carbody weights : 40 t,
Counterweight self removal device, 72 m standard boom, 30 m heavy fixed jib and 45 t hook block.

*2 : Including base machine, counterweights : 160 t, Carbody weights : 40 t,
72 m standard boom, 30 m heavy fixed jib and 45 t hook block, Without counterweight self removal device.

*3 : Including base machine, counterweights : 140 t, Carbody weights : 40 t,
Counterweight self removal device, 24 m standard boom and 350 t hook block.

dzwigi24.pl

Boom Arrangement

Boom length : m (ft)	Boom arrangement	Aux. Sheave	Counterweight : t			
			100	120	140	160 (Optional)
24 (78)	9 L 6 7.8T U	○	○	○	○	○
30 (98)	* 9 L 6 6 7.8T U 9 L 12 7.8T U	○	×	○	○	○
36 (118)	* 9 L 6 12 7.8T U	○	×	○	○	○
42 (138)	* 9 L 6 6 12 7.8T U 9 L 12 12 7.8T U	○	×	○	○	○
48 (157)	* 9 L 6 12 12 7.8T U	○	×	○	○	○
54 (177)	* 9 L 6 6 12 12 7.8T U 9 L 12 12 12 7.8T U	○	×	○	○	○
60 (197)	* 9 L 6 12 12 12 7.8T U	○	×	○	○	○
66 (217)	* 9 L 6 6 12 2 12 7.8T U 9 L 12 12 12 12 7.8T U	○	×	○	○	○
72 (236)	* 9 L 6 12 12 12 12 7.8T U	○	×	○	○	○
78 (256)	* 9 L 6 6 12 12 12 12 7.8T U 9 L 12 12 12 12 12 7.8T U	○	×	○	○	○
84 (276)	* 9 L 12 12 12 12 6 12 7.8T U	○	×	○	○	○
90 (295)	* 9 L 6 12 12 12 12 6 12 7.8T U	×	×	×	○	○

✱ Indicates the most flexible combination of boom inserts, which can be modified to form all shorter boom arrangements.
↖ Mark shows the position for center hitch link.
○ : Combinations which is allowed.
× : Combinations which is not allowed.

Symbol	Length	Remarks
9 L	9 m (30 ft)	Boom Base
U	1.2 m (4 ft)	Boom Tip
6	6 m (20 ft)	Boom Insert
12	12 m (40 ft)	Boom Insert
7.8 T	7.8 m (26 ft)	Taper Boom Insert

* Actual length of boom sections are metric such as 6 m, 9 m and 12 m. The value shown above or in the chart are approximate conversions to feet.

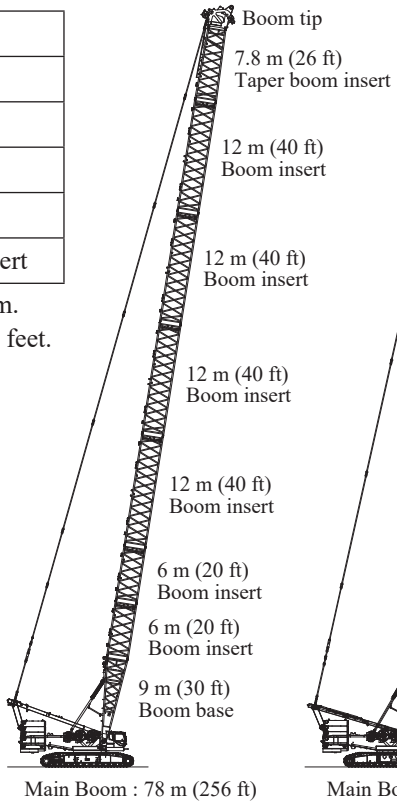

Fixed Jib Arrangement

Crane Boom length : m (ft)	Jib length : m (ft)	Boom arrangement
30 (98) to 78 (256)	12.2 (40)	B 3.0 T
	18.3 (60)	B 3.0 6.1 T
	24.4 (80)	B 3.0 6.1 6.1 T
	30.5 (100)	B 3.0 6.1 6.1 6.1 T

Symbol	Length	Remarks
B	4.6 m (15 ft)	Jib Base
T	4.6 m (15 ft)	Jib Tip
3.0	3.0 m (10 ft)	Jib Insert
6.1	6.1 m (20 ft)	Jib Insert

*Actual length of fixed jib sections are imperial such as 10 ft, 15 ft and 20 ft. The value shown above or in the chart are approximate conversions to meter.

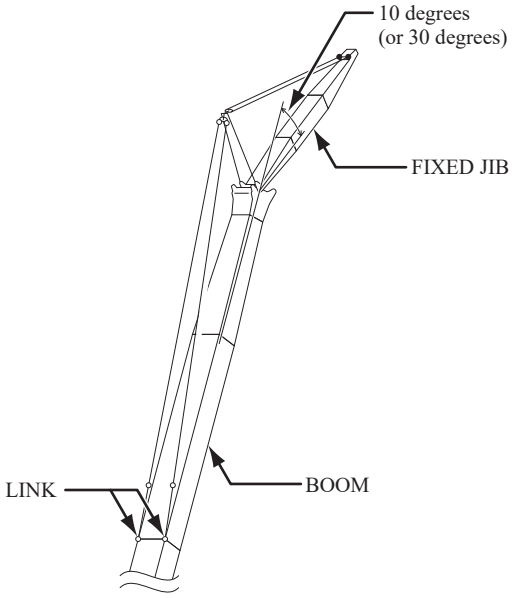

Heavy Fixed Jib Arrangement

Crane Boom length : m (ft)	Heavy jib length : m (ft)	Heavy jib arrangement
72 (236)	30 (98)	9 LJ 12 9 UJ

Symbol	Length	Remarks
9 LJ	9 m (30 ft)	Heavy (Luffing) Jib Base
9 UJ	9 m (30 ft)	Heavy (Luffing) Jib Tip
12	12 m (40 ft)	Heavy (Luffing) Jib Insert

*Actual length of fixed jib sections are imperial such as 10 ft, 15 ft and 20 ft. The value shown above or in the chart are approximate conversions to meter.

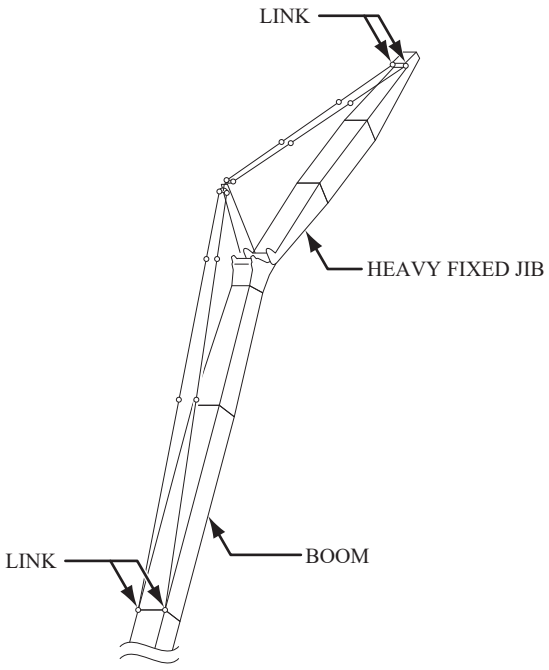

dzwigi24.pl

Boom and Fixed Jib

- Ratings are calculated to comply with EN13000, ISO 4305 and include factors based on a 4 degree tipping angle.
- Operating radius is the horizontal distance from centerline of rotation to a vertical line through the center of gravity of the load.
- The weight of hook block, slings and all other load handling accessories shall be considered part of the lifted load.
- Ratings shown are based on freely suspended loads and make no allowance for such factors as wind effect on lifted load, ground conditions, out-of-level, operating speeds or any other condition that could be detrimental to the safe operation of this equipment. The operator, therefore, has the responsibility to judge the existing conditions and reduce lifted loads and operating speeds accordingly.
- Ratings are for operation on a firm and level surface, up to 1% gradient.
- At radii and boom lengths where no ratings are shown on chart, operation is not intended nor approved.
- Boom inserts and guy lines must be arranged as shown in the "operator's manual".
- Boom hoist reeving is 26 parts of line.
- Boom backstops are required for all boom lengths.
- The boom should be erected over the front of the crawlers, not laterally.
- When erecting or lowering the boom length of 78 m or over, the pillow plates for erection must be placed under the front of the crawlers.
- Ratings inside of boxes ▭ are based on structural competence.
- The minimum rated load is as shown below.

Crane boom	4.4 t
Fixed jib	2.7 t

[Main Boom Lifting]

- The total load that can be lifted is the value of the weight of main hook block, slings, and all other load handling accessories deducted from main boom ratings shown.

[Main Boom Lifting With Auxiliary Sheave Frame]

- The total load that can be lifted is the value of the weight of auxiliary sheave frame, hook block(s), slings, and all other load handling accessories deducted from main boom ratings shown.

Deduction auxiliary sheave frame
Standard crane
0.7 t

[Auxiliary Sheave Lifting]

- The total load that can be lifted is the value of the weight of auxiliary sheave frame, hook block(s), slings, and all other load handling accessories deducted from main boom ratings shown.

Deduction auxiliary sheave frame
Standard crane
0.7 t

- It should not exceed 15.0 t in case of one reeve. And it should not exceed 30.0 t in case of two reeves.
- Auxiliary sheave ratings at any radius from center of rotation are the same as crane ratings shown in table for main boom when operated at the same radius. But maximum angle is the same main boom maximum angle.
- Auxiliary sheave can be mounted on below boom length.

Standard crane
24 m to 84 m

But the following auxiliary sheave ratings are none.
Standard crane boom for auxiliary sheave lifting without main hook.

Boom and Fixed Jib

[Fixed Jib Lifting]

- When lifting over boom point with jib, rated loads for the boom must be deducted as shown below.

Fixed Jib

Jib length (m)	12.2	18.3	24.4	30.5
Deductions (t)	3.2	3.6	4.1	4.5

- The total load that can be lifted over a jib is limited by rated jib loads.
- Boom lengths for jib mounting are 30 m to 78 m.
- 12.2 m jib lengths with offset angle 10 degrees, one part of line on hook is not allowed to use.
- Least stable position is over the side.

- Maximum hoist load for number of reeving parts of line for hoist rope.

Main Boom Hoist Loads (Double Drum)

No. of parts of line	4	6	8	10
Max. loads : kN	588	883	1,177	1,471
Max. loads : t	60.0	90.0	120.0	150.0

No. of parts of line	12	14	16	18
Max. loads : kN	1,765	2,059	2,354	2,648
Max. loads : t	180.0	210.0	240.0	270.0

No. of parts of line	20	22	24
Max. loads : kN	2,942	3,236	3,432
Max. loads : t	300.0	330.0	350.0

Main Boom Hoist Loads (Single Drum)

No. of parts of line	1	2	3	4
Max. loads : kN	147	294	441	588
Max. loads : t	15.0	30.0	45.0	60.0

No. of parts of line	5	6	7	8
Max. loads : kN	735	883	1,030	1,177
Max. loads : t	75.0	90.0	105.0	120

No. of parts of line	9	10	11	12
Max. loads : kN	1,324	1,471	1,618	1,765
Max. loads : t	135.0	150.0	165.0	180.0

No. of parts of line	13	14	15	16
Max. loads : kN	1,898	2,020	2,148	2,265
Max. loads : t	193.5	206.0	219.0	231.0

No. of parts of line	17	18	19	20
Max. loads : kN	2,388	2,501	2,618	2,731
Max. loads : t	243.5	255.0	267.0	278.5

No. of parts of line	21	22
Max. loads : kN	2,839	2,942
Max. loads : t	289.5	300.0

Auxiliary Hoist Loads

No. of parts of line	1	2
Max. loads : kN	147	294
Max. loads : t	15.0	30.0

Jib Hoist Loads

No. of parts of line	1	2
Max. loads : kN	132	264
Max. loads : t	13.5	27.0

- Weight of recommended hook blocks

Hook block	350 ton	200 ton	100 ton	45 ton	15 ton Ball Hook
Weight : t	6.4	4.1	2.7	2.2	0.9

dzwigi24.pl

Boom and Fixed Jib

- The rated load of the work when the strut guy lines for luffing jib is installed on the boom upper surface is value in the rated load chart minus the value in the table below.

Crane Boom

Boom length : m	24	30	36	42	48	54
Subtract load : t	1.2	1.1	1.1	1.1	1.1	1.2

Boom length : m	60	66	72	78	84	90
Subtract load : t	1.2	1.3	1.3	1.4	1.2	1.3

Fixed Jib

Boom length : m	30	36	42	48	54	60
Subtract load : t	0.9	0.8	0.8	0.8	0.8	0.8

Boom length : m	66	72	78
Subtract load : t	0.9	1.0	1.0

- Lifting capacities listed apply only to the machine as originally manufactured for and supplied by KOBELCO CONSTRUCTION MACHINERY CO.,LTD. Modifications to this machine or use of equipment other than that specified can reduce operating capacity.

Operation of this equipment in excess of rated loads or disregard of instruction voids the warranty.

[Reference Information]

Assembling the counterweight

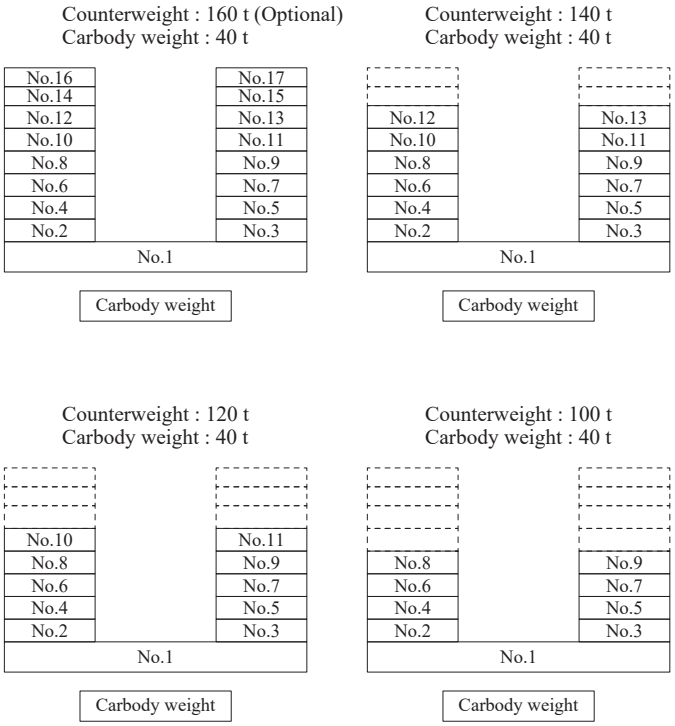

dzwigi24.pl

Heavy Fixed Jib

- Ratings are calculated to comply with EN13000, ISO 4305 and include factors based on a 4 degree tipping angle.
- Operating radius is the horizontal distance from centerline of rotation to a vertical line through the center of gravity of the load.
- Deduct weight of hook block(s), slings and all other load handling accessories from main boom ratings shown.
- Ratings shown are based on freely suspended loads and make no allowance for such factors as wind effect on lifted load,ground conditions, out-of-level, operating speeds or any other condition that could be detrimental to the safe operation of this equipment.
  The operator, therefore, has the responsibility to judge the existing conditions and reduce lifted loads and operating speeds accordingly.
- Ratings are for operation on a firm and level surface, up to 1% gradient.
- At radii and boom length where no rating are shown on chart, operation is not intended nor approved.
- Boom inserts and guy lines must be arranged as shown in the "operator's manual".
- Boom hoist reeving is 26 parts of line.
- Boom backstops are required for all boom lengths.
- Ratings inside of boxes ▭ are determined by the strength of materials.
- The minimum rated load is 2.7 t.
- Boom and Jib combinations 72 m boom and 30 m jib.
- The boom should be erected and lowered over the front of the crawlers.
  The blocks must be placed at the end of the crawlers for erection and lowering.
- Maximum hoist load for number of reeving parts of line for hoist rope.

Hoist Loads

No. of Parts of line	1	2	3
Max. Loads : kN	137	275	392
Max. Loads : t	14.0	28.0	40.0

- The rated load of the work when the strut guy lines for luffing jib is installed on the boom uppert surface is value in the rated load chart minus the value in the table below.

Boom length : m	72
Subtract load : t	1.0

Operation of this equipment in excess of rated loads or disregard of instruction voids the warranty.

CKS3000
CRANE BOOM LIFT CAPACITIES

dzwigi24.pl

24 m Boom		30 m Boom		36 m Boom		42 m Boom		48 m Boom		54 m Boom	
Load Radius (m)	360° Rated Load (t)	Load Radius (m)	360° Rated Load (t)	Load Radius (m)	360° Rated Load (t)	Load Radius (m)	360° Rated Load (t)	Load Radius (m)	360° Rated Load (t)	Load Radius (m)	360° Rated Load (t)
5.5	300.0										
6.0	274.9			**6.7**	**246.2**						
7.0	235.6			**7.0**	**235.6**	**7.3**	**225.9**	**7.9**	**195.6**		
8.0	206.2	8.0	206.2	8.0	206.2	**8.0**	**205.0**	**8.0**	**193.0**	**8.5**	**171.1**
9.0	183.2	9.0	183.2	9.0	183.2	9.0	179.9	**9.0**	**170.3**	**9.0**	**180.3**
10.0	164.9	10.0	164.9	10.0	164.9	10.0	160.0	10.0	164.9	**10.0**	**161.8**
12.0	137.4	12.0	137.4	12.0	137.4	12.0	137.4	12.0	137.4	12.0	133.6
14.0	117.8	14.0	117.8	14.0	117.8	14.0	117.8	14.0	117.8	14.0	117.8
16.0	102.5	16.0	102.4	16.0	101.6	16.0	103.0	16.0	103.0	16.0	103.0
18.0	87.0	18.0	91.6	18.0	91.6	18.0	91.6	18.0	91.6	18.0	91.6
20.0	82.4	20.0	82.4	20.0	82.4	20.0	82.0	20.0	81.3	20.0	80.2
22.0	73.5	22.0	73.3	22.0	72.5	22.0	71.9	22.0	71.3	22.0	70.6
23.2	68.0	24.0	65.2	24.0	64.4	24.0	63.8	24.0	63.2	24.0	62.4
		26.0	58.5	26.0	57.8	26.0	57.1	26.0	56.5	26.0	55.7
		28.0	53.0	28.0	52.2	28.0	51.5	28.0	50.9	28.0	50.1
		28.4	52.0	30.0	47.6	30.0	46.8	30.0	46.2	30.0	45.4
				32.0	43.6	32.0	42.8	32.0	42.1	32.0	41.3
				33.6	40.8	34.0	39.3	34.0	38.6	34.0	37.8
						36.0	36.2	36.0	35.5	36.0	34.7
						38.0	33.6	38.0	32.8	38.0	32.0
						38.8	32.6	40.0	30.5	40.0	29.6
								44.0	26.5	44.0	25.5
										48.0	22.2
										49.2	21.4

COUNTER WEIGHT	
	100 t
	120 t
	140 t
	160 t (Optional)

dzwigi24.pl

60 m Boom		66 m Boom		72 m Boom		78 m Boom		84 m Boom		90 m Boom	
Load Radius (m)	360° Rated Load (t)	Load Radius (m)	360° Rated Load (t)	Load Radius (m)	360° Rated Load (t)	Load Radius (m)	360° Rated Load (t)	Load Radius (m)	360° Rated Load (t)	Load Radius (m)	360° Rated Load (t)
9.1	**169.4**	**9.7**	**151.5**								
10.0	**154.2**	**10.0**	**147.1**	**10.3**	**145.8**	**10.9**	**122.8**	**11.5**	**105.7**		
12.0	**128.0**	**12.0**	**136.0**	**12.0**	**130.6**	**12.0**	**120.5**	**12.0**	**105.4**	**12.1**	**85.0**
14.0	117.8	**14.0**	**116.2**	**14.0**	**111.8**	**14.0**	**107.4**	**14.0**	**102.9**	**14.0**	**85.0**
16.0	103.0	16.0	101.0	16.0	97.3	**16.0**	**93.6**	16.0	90.0	**16.0**	**78.5**
18.0	90.7	18.0	88.9	18.0	85.8	18.0	82.6	18.0	79.4	18.0	70.9
20.0	79.3	20.0	78.3	20.0	76.4	20.0	73.5	20.0	70.7	20.0	64.0
22.0	70.0	22.0	69.1	22.0	68.3	22.0	65.9	22.0	63.4	22.0	58.8
24.0	61.8	24.0	61.2	24.0	60.8	24.0	59.5	24.0	57.1	24.0	53.9
26.0	55.1	26.0	54.4	26.0	54.1	26.0	53.4	26.0	51.8	26.0	49.5
28.0	49.5	28.0	48.8	28.0	48.4	28.0	47.7	28.0	47.1	28.0	45.3
30.0	44.8	30.0	44.1	30.0	43.7	30.0	42.9	30.0	42.3	30.0	41.3
32.0	40.7	32.0	40.0	32.0	39.5	32.0	38.8	32.0	38.2	32.0	37.8
34.0	37.2	34.0	36.4	34.0	36.0	34.0	35.2	34.0	34.4	34.0	34.0
36.0	34.1	36.0	33.3	36.0	32.9	36.0	32.0	36.0	31.2	36.0	30.7
38.0	31.3	38.0	30.6	38.0	30.0	38.0	29.1	38.0	28.3	38.0	27.8
40.0	28.9	40.0	28.0	40.0	27.5	40.0	26.6	40.0	25.7	40.0	25.3
44.0	24.7	44.0	23.8	44.0	23.2	44.0	22.2	44.0	21.3	44.0	20.9
48.0	21.3	48.0	20.3	48.0	19.6	48.0	18.7	48.0	17.8	48.0	17.3
52.0	18.5	52.0	17.4	52.0	16.7	52.0	15.7	52.0	14.8	52.0	14.3
54.4	17.0	56.0	15.0	56.0	14.3	56.0	13.3	56.0	12.3	56.0	11.8
		59.6	13.2	60.0	12.2	60.0	11.2	60.0	10.2	60.0	9.6
				64.0	10.5	64.0	9.4	64.0	8.4	64.0	7.8
				64.8	10.2	68.0	7.9	68.0	6.8	68.0	6.1
						69.9	7.2	72.0	5.5	72.0	4.7
								75.1	4.5		

NOTE : Ratings according to EN13000.
Ratings shown in ▭ in the table are based on the strength of the boom or the structural components.
Ratings shown in boldface in the table require double-drum specifications.

dzwigi24.pl

Unit : Metric ton

Crane boom lifting capacities

Counterweight : 100 t
Carbody weight : 40 t

Load Radius	Boom Length												Load Radius
	24.0 m	30.0 m	36.0 m	42.0 m	48.0 m	54.0 m	60.0 m	66.0 m	72.0 m	78.0 m	84.0 m	90.0 m	
5.5 m	300.0												5.5 m
6.0 m	274.9												6.0 m
7.0 m	235.6												7.0 m
8.0 m	206.2												8.0 m
9.0 m	183.1												9.0 m
10.0 m	162.7												10.0 m
12.0 m	123.4												12.0 m
14.0 m	98.0												14.0 m
16.0 m	80.8												16.0 m
18.0 m	68.4												18.0 m
20.0 m	59.0												20.0 m
22.0 m	51.6												22.0 m
23.2 m	47.9												23.2 m

* Ratings according to EN13000.
Ratings shown in [ ] are based on the strength of the boom or other structural components.

Unit : Metric ton

Crane boom lifting capacities

Counterweight : 120 t
Carbody weight : 40 t

Load Radius	Boom Length												Load Radius
	24.0 m	30.0 m	36.0 m	42.0 m	48.0 m	54.0 m	60.0 m	66.0 m	72.0 m	78.0 m	84.0 m	90.0 m	
6.0 m			6.7m/246.2										6.0 m
7.0 m			235.6	7.3m/225.9	7.9m/195.6								7.0 m
8.0 m		206.2	206.2	205.0	193.0	8.5m/171.1							8.0 m
9.0 m	183.2	183.2	183.2	179.9	170.3	161.3	9.1m/151.5	9.7m/135.2					9.0 m
10.0 m	164.9	164.9	164.9	160.0	152.1	144.6	137.7	131.2	10.3m/121.6	10.9m/109.8	11.5m/99.5		10.0 m
12.0 m	137.4	137.4	136.8	130.5	124.7	119.2	114.1	109.1	104.5	99.9	95.4		12.0 m
14.0 m	110.9	110.9	110.1	109.6	105.2	100.8	96.8	92.8	89.1	85.3	81.6		14.0 m
16.0 m	91.7	91.5	90.8	90.2	89.7	86.9	83.6	80.2	77.1	73.9	70.7		16.0 m
18.0 m	77.7	77.6	76.8	76.2	75.7	75.0	73.2	70.3	67.6	64.7	62.0		18.0 m
20.0 m	67.2	67.0	66.2	65.6	65.0	64.3	63.7	62.2	59.8	57.3	54.8		20.0 m
22.0 m	58.9	58.7	57.9	57.2	56.7	55.9	55.4	54.7	53.4	51.0	48.7		22.0 m
24.0 m	23.2m/54.8	52.0	51.2	50.6	50.0	49.2	48.6	48.0	47.6	45.7	43.6		24.0 m
26.0 m		46.5	45.8	45.1	44.5	43.7	43.1	42.4	42.0	41.2	39.2		26.0 m
28.0 m		42.0	41.2	40.5	39.9	39.1	38.5	37.8	37.3	36.5	35.4		28.0 m
30.0 m		28.4m/41.1	37.3	36.6	36.0	35.2	34.6	33.7	33.2	32.4	31.5		30.0 m
32.0 m			34.1	33.3	32.6	31.8	31.1	30.2	29.7	28.8	28.0		32.0 m
34.0 m			33.6m/31.8	30.4	29.7	28.9	28.1	27.2	26.7	25.8	24.9		34.0 m
36.0 m				27.9	27.2	26.2	25.4	24.5	24.0	23.1	22.3		36.0 m
38.0 m				25.7	25.0	23.9	23.1	22.2	21.6	20.7	19.9		38.0 m
40.0 m				38.8m/24.9	23.0	21.9	21.0	20.1	19.6	18.6	17.8		40.0 m
44.0 m					19.6	18.5	17.6	16.6	16.0	15.1	14.2		44.0 m
48.0 m						15.7	14.8	13.8	13.1	12.2	11.3		48.0 m
52.0 m						49.2m/15.0	12.5	11.4	10.8	9.8	8.8		52.0 m
56.0 m							54.4m/11.3	9.5	8.8	7.8	6.8		56.0 m
60.0 m								59.6m/8.1	7.1	6.0	5.1		60.0 m
64.0 m									5.7	4.6			64.0 m
68.0 m									64.8m/5.5				68.0 m
72.0 m													72.0 m
76.0 m													76.0 m

* Ratings according to EN13000.
Ratings shown in [ ] are based on the strength of the boom or other structural components.
Ratings enclosed in gray color box in the table require double-drum specifications.

dzwigi24.pl

Unit : Metric ton

Crane boom lifting capacities

Counterweight : 140 t
Carbody weight : 40 t

Load Radius	Boom Length												Load Radius
	24.0 m	30.0 m	36.0 m	42.0 m	48.0 m	54.0 m	60.0 m	66.0 m	72.0 m	78.0 m	84.0 m	90.0 m	
6.0 m													6.0 m
7.0 m													7.0 m
8.0 m													8.0 m
9.0 m						180.3	9.1m/169.4	9.7m/151.5					9.0 m
10.0 m					164.9	161.8	154.2	147.1	10.3m/136.6	10.9m/122.8	11.5m/105.7		10.0 m
12.0 m			137.4	137.4	137.4	133.6	128.0	122.6	117.6	112.6	105.4	12.1m/85.0	12.0 m
14.0 m	117.8	117.8	117.8	117.8	117.8	113.3	108.9	104.5	100.5	96.4	92.4	85.0	14.0 m
16.0 m	102.5	102.4	101.6	101.0	100.5	97.9	94.2	90.6	87.3	83.8	80.4	77.3	16.0 m
18.0 m	87.0	86.9	86.1	85.5	85.0	84.3	82.7	79.6	76.7	73.7	70.7	68.0	18.0 m
20.0 m	75.3	75.1	74.4	73.8	73.2	72.5	71.9	70.7	68.1	65.4	62.8	60.3	20.0 m
22.0 m	66.2	66.0	65.2	64.6	64.0	63.3	62.7	62.0	61.0	58.5	56.1	53.8	22.0 m
24.0 m	23.2m/61.6	58.6	57.8	57.1	56.5	55.8	55.2	54.5	54.2	52.7	50.4	48.3	24.0 m
26.0 m		52.5	51.8	51.1	50.5	49.7	49.1	48.4	48.0	47.3	45.5	43.6	26.0 m
28.0 m		47.5	46.7	46.0	45.4	44.6	44.0	43.3	42.9	42.2	41.3	39.5	28.0 m
30.0 m		28.4m/46.6	42.4	41.7	41.1	40.3	39.7	38.9	38.5	37.8	37.0	35.9	30.0 m
32.0 m			38.8	38.0	37.4	36.6	35.9	35.2	34.8	33.9	33.1	32.6	32.0 m
34.0 m			33.6m/36.3	34.8	34.2	33.4	32.7	31.9	31.4	30.5	29.7	29.3	34.0 m
36.0 m				32.1	31.4	30.5	29.9	29.0	28.4	27.5	26.7	26.3	36.0 m
38.0 m				29.7	28.9	28.1	27.3	26.4	25.8	24.9	24.1	23.6	38.0 m
40.0 m				38.8m/28.8	26.8	25.8	25.0	24.1	23.5	22.6	21.7	21.3	40.0 m
44.0 m					23.1	22.0	21.1	20.2	19.6	18.6	17.8	17.3	44.0 m
48.0 m						19.0	18.0	17.0	16.4	15.4	14.5	14.0	48.0 m
52.0 m						49.2m/18.2	15.5	14.4	13.7	12.7	11.8	11.3	52.0 m
56.0 m							54.4m/14.2	12.3	11.5	10.5	9.6	9.0	56.0 m
60.0 m								59.6m/10.6	9.7	8.6	7.6	7.0	60.0 m
64.0 m									8.1	7.0	6.0	5.4	64.0 m
68.0 m									64.8m/7.8	5.6	4.6		68.0 m
72.0 m										69.9m/5.0			72.0 m
76.0 m													76.0 m

* Ratings according to EN13000.
Ratings shown in ☐ are based on the strength of the boom or other structural components.
Ratings enclosed in gray color box in the table require double-drum specifications.

Unit : Metric ton

Crane boom lifting capacities

Counterweight : 160 t
Carbody weight : 40 t

Load Radius	Boom Length												Load Radius
	24.0 m	30.0 m	36.0 m	42.0 m	48.0 m	54.0 m	60.0 m	66.0 m	72.0 m	78.0 m	84.0 m	90.0 m	
6.0 m													6.0 m
7.0 m													7.0 m
8.0 m													8.0 m
9.0 m													9.0 m
10.0 m									10.3m/145.8	10.9m/122.8	11.5m/105.7		10.0 m
12.0 m								136.0	130.6	120.5	105.4	12.1m/85.0	12.0 m
14.0 m						117.8	117.8	116.2	111.8	107.4	102.9	85.0	14.0 m
16.0 m				103.0	103.0	103.0	103.0	101.0	97.3	93.6	90.0	78.5	16.0 m
18.0 m		91.6	91.6	91.6	91.6	91.6	90.7	88.9	85.8	82.6	79.4	70.9	18.0 m
20.0 m	82.4	82.4	82.4	82.0	81.3	80.2	79.3	78.3	76.4	73.5	70.7	64.0	20.0 m
22.0 m	73.5	73.3	72.5	71.9	71.3	70.6	70.0	69.1	68.3	65.9	63.4	58.8	22.0 m
24.0 m	23.2m/68.0	65.2	64.4	63.8	63.2	62.4	61.8	61.2	60.8	59.5	57.1	53.9	24.0 m
26.0 m		58.5	57.8	57.1	56.5	55.7	55.1	54.4	54.1	53.4	51.8	49.5	26.0 m
28.0 m		53.0	52.2	51.5	50.9	50.1	49.5	48.8	48.4	47.7	47.1	45.3	28.0 m
30.0 m		28.4m/52.0	47.6	46.8	46.2	45.4	44.8	44.1	43.7	42.9	42.3	41.3	30.0 m
32.0 m			43.6	42.8	42.1	41.3	40.7	40.0	39.5	38.8	38.2	37.8	32.0 m
34.0 m			33.6m/40.8	39.3	38.6	37.8	37.2	36.4	36.0	35.2	34.4	34.0	34.0 m
36.0 m				36.2	35.5	34.7	34.1	33.3	32.9	32.0	31.2	30.7	36.0 m
38.0 m				33.6	32.8	32.0	31.3	30.6	30.0	29.1	28.3	27.8	38.0 m
40.0 m				38.8m/32.6	30.5	29.6	28.9	28.0	27.5	26.6	25.7	25.3	40.0 m
44.0 m					26.5	25.5	24.7	23.8	23.2	22.2	21.3	20.9	44.0 m
48.0 m						22.2	21.3	20.3	19.6	18.7	17.8	17.3	48.0 m
52.0 m						49.2m/21.4	18.5	17.4	16.7	15.7	14.8	14.3	52.0 m
56.0 m							54.4m/17.0	15.0	14.3	13.3	12.3	11.8	56.0 m
60.0 m								59.6m/13.2	12.2	11.2	10.2	9.6	60.0 m
64.0 m									10.5	9.4	8.4	7.8	64.0 m
68.0 m									64.8m/10.2	7.9	6.8	6.1	68.0 m
72.0 m										69.9m/7.2	5.5	4.7	72.0 m
76.0 m											75.1m/4.5		76.0 m

* Ratings according to EN13000.
Ratings shown in ☐ are based on the strength of the boom or other structural components.
Ratings enclosed in gray color box in the table require double-drum specifications.

dzwigi24.pl

Unit : Metric ton

Fixed Jib Lifting Capacities
(Without Main Hook Block, Jib Offset Angle : 10°)

Counterweight : 140 t
Carbody weight : 40 t

Boom Length	30.0 m				36.0 m				42.0 m				Boom Length
Jib Length / Working radius	12.2 m	18.3 m	24.4 m	30.5 m	12.2 m	18.3 m	24.4 m	30.5 m	12.2 m	18.3 m	24.4 m	30.5 m	Jib Length / Working radius
10.0 m													10.0 m
12.0 m									12.9m/26.5				12.0 m
14.0 m					25.5				26.1	15.1m/21.2			14.0 m
16.0 m	23.7				24.5	20.3	16.1m/12.1	17.3m/6.8	25.1	20.8	17.1m/12.1		16.0 m
18.0 m	22.7	18.8	11.4		23.6	19.4	11.7	6.6	24.3	20.0	12.0	18.3m/6.8	18.0 m
20.0 m	21.9	17.9	10.9	6.3	22.7	18.6	11.2	6.5	23.5	19.2	11.5	6.7	20.0 m
22.0 m	21.0	17.2	10.5	6.0	21.9	17.9	10.8	6.2	22.7	18.5	11.1	6.4	22.0 m
24.0 m	20.2	16.5	10.1	5.7	21.2	17.2	10.4	5.9	22.1	17.8	10.7	6.1	24.0 m
26.0 m	19.5	15.9	9.7	5.5	20.5	16.6	10.1	5.7	21.5	17.2	10.4	5.9	26.0 m
28.0 m	18.7	15.1	9.3	5.2	19.8	16.1	9.7	5.4	20.7	16.7	10.1	5.6	28.0 m
30.0 m	17.9	14.1	8.9	5.0	19.1	15.5	9.4	5.2	20.0	16.2	9.7	5.4	30.0 m
32.0 m	17.2	13.3	8.6	4.8	18.4	14.6	9.0	5.0	19.4	15.7	9.4	5.2	32.0 m
34.0 m	16.4	12.5	8.3	4.6	17.8	13.8	8.7	4.8	18.8	15.0	9.1	5.0	34.0 m
36.0 m	15.7	11.9	8.0	4.4	17.1	13.1	8.5	4.6	18.1	14.2	8.8	4.9	36.0 m
38.0 m	15.0	11.3	7.8	4.3	16.4	12.4	8.2	4.5	17.4	13.5	8.6	4.7	38.0 m
40.0 m	40.0m/14.5	10.8	7.6	4.1	15.8	11.9	8.0	4.3	16.8	12.9	8.3	4.6	40.0 m
42.0 m		10.3	7.3	4.0	15.3	11.3	7.7	4.2	15.8	12.3	8.1	4.4	42.0 m
44.0 m		9.9	7.1	3.9	14.7	10.9	7.5	4.1	14.8	11.8	7.9	4.3	44.0 m
46.0 m		45.7m/9.7	7.0	3.8	45.1m/14.4	10.5	7.3	4.0	14.0	11.4	7.7	4.2	46.0 m
48.0 m			6.8	3.7		10.1	7.2	3.8	13.1	11.0	7.5	4.0	48.0 m
50.0 m			6.6	3.6		9.8	7.0	3.8	12.2	10.6	7.3	3.9	50.0 m
52.0 m			51.6m/6.5	3.5		50.9m/9.6	6.8	3.7	50.3m/12.1	10.2	7.2	3.8	52.0 m
54.0 m				3.4			6.7	3.6		9.9	7.0	3.8	54.0 m
56.0 m				3.2			6.6	3.5		56.1m/9.6	6.9	3.7	56.0 m
58.0 m				57.0m/3.0			56.8m/6.5	3.4			6.8	3.6	58.0 m
60.0 m								3.4			6.6	3.5	60.0 m
62.0 m								3.2			62.0m/6.4	3.5	62.0 m
64.0 m								62.1m/3.1				3.4	64.0 m
66.0 m												3.3	66.0 m
68.0 m												67.3m/.3.0	68.0 m
Reeves	2	2	1	1	2	2	1	1	2	2	1	1	Reeves

Boom Length	48.0 m				54.0 m				60.0 m				Boom Length
Jib Length / Working radius	12.2 m	18.3 m	24.4 m	30.5 m	12.2 m	18.3 m	24.4 m	30.5 m	12.2 m	18.3 m	24.4 m	30.5 m	Jib Length / Working radius
14.0 m	14.0m/26.5				15.0m/26.4								14.0 m
16.0 m	25.7	16.2m/21.2			26.2	17.2m/21.1			16.1m/26.5				16.0 m
18.0 m	24.9	20.5	18.2m/12.1	19.4m/6.7	25.4	20.9	19.2m/12.1		25.8	18.2m/21.1			18.0 m
20.0 m	24.1	19.7	11.8	6.6	24.7	20.2	12.0	20.4m/6.8	25.1	20.6	20.2m/12.1	21.5m/6.7	20.0 m
22.0 m	23.2	19.0	11.4	6.5	23.9	19.5	11.6	6.7	24.5	19.9	11.8	6.6	22.0 m
24.0 m	22.4	18.4	11.0	6.3	23.2	18.9	11.3	6.4	23.7	19.3	11.5	6.5	24.0 m
26.0 m	21.6	17.8	10.7	6.0	22.5	18.3	10.9	6.2	23.1	18.8	11.1	6.3	26.0 m
28.0 m	20.9	17.3	10.4	5.8	21.9	17.8	10.6	6.0	22.5	18.2	10.9	6.1	28.0 m
30.0 m	20.3	16.8	10.1	5.6	21.3	17.3	10.3	5.8	21.9	17.7	10.6	5.9	30.0 m
32.0 m	19.7	16.3	9.8	5.4	20.7	16.8	10.1	5.6	21.3	17.3	10.3	5.7	32.0 m
34.0 m	19.1	15.8	9.5	5.2	20.1	16.4	9.8	5.4	20.1	16.8	10.0	5.5	34.0 m
36.0 m	18.5	15.3	9.2	5.0	18.9	16.0	9.5	5.2	18.4	16.4	9.8	5.4	36.0 m
38.0 m	17.8	14.6	8.9	4.9	17.4	15.6	9.2	5.1	16.9	16.1	9.5	5.2	38.0 m
40.0 m	16.7	13.9	8.7	4.7	16.1	14.9	9.0	4.9	15.6	15.7	9.3	5.1	40.0 m
42.0 m	15.5	13.3	8.5	4.6	14.9	14.2	8.8	4.8	14.4	14.8	9.1	4.9	42.0 m
44.0 m	14.4	12.8	8.2	4.5	13.8	13.7	8.6	4.6	13.3	13.8	8.8	4.8	44.0 m
46.0 m	13.4	12.3	8.0	4.3	12.8	13.1	8.3	4.5	12.3	12.8	8.6	4.7	46.0 m
48.0 m	12.5	11.8	7.8	4.2	12.0	12.3	8.2	4.4	11.4	11.9	8.4	4.5	48.0 m
50.0 m	11.7	11.4	7.7	4.1	11.1	11.6	8.0	4.3	10.6	11.1	8.3	4.4	50.0 m
52.0 m	11.0	11.0	7.5	4.0	10.4	10.8	7.8	4.2	9.9	10.3	8.1	4.3	52.0 m
54.0 m	10.3	10.7	7.3	3.9	9.7	10.1	7.6	4.1	9.2	9.6	7.9	4.2	54.0 m
56.0 m	55.5m/9.8	10.0	7.2	3.8	9.1	9.5	7.5	4.0	8.6	9.0	7.8	4.1	56.0 m
58.0 m		9.5	7.0	3.7	8.5	8.9	7.3	3.9	8.0	8.4	7.6	4.0	58.0 m
60.0 m		8.9	6.9	3.7	8.0	8.3	7.2	3.8	7.4	7.8	7.5	3.9	60.0 m
62.0 m		61.3m/8.6	6.8	3.6	60.7m/7.8	7.8	7.1	3.7	6.9	7.3	7.3	3.9	62.0 m
64.0 m			6.7	3.5		7.4	6.9	3.7	6.5	6.8	7.2	3.8	64.0 m
66.0 m			6.6	3.5		6.9	6.8	3.6	65.9m/6.0	6.4	6.9	3.7	66.0 m
68.0 m			67.2m/6.5	3.4		66.5m/6.8	6.7	3.5		6.0	6.5	3.6	68.0 m
70.0 m				3.4			6.5	3.5		5.6	6.0	3.6	70.0 m
72.0 m				3.2			6.2	3.4		71.7m/5.2	5.7	3.5	72.0 m
74.0 m				72.5m/3.1			72.3m/6.1	3.4			5.3	3.5	74.0 m
76.0 m								3.3			5.0	3.4	76.0 m
78.0 m								77.7m/3.2			77.5m/4.7	3.4	78.0 m
80.0 m												3.3	80.0 m
82.0 m												3.3	82.0 m
84.0 m												82.9m/3.0	84.0 m
Reeves	2	2	1	1	2	2	1	1	2	2	1	1	Reeves

* Ratings according to EN13000.
Ratings shown in [ ] are based on the strength of the boom or other structural components.
12.2 m jib length with offset angle 10 degrees, one part of line on hook is not allowed to use.

dzwigi24.pl

Unit : Metric ton

Fixed Jib Lifting Capacities
(Without Main Hook Block, Jib Offset Angle : 10°)

Counterweight : 140 t
Carbody weight : 40 t

Boom Length	66.0 m				72.0 m				78.0 m				Boom Length
Jib Length	12.2 m	18.3 m	24.4 m	30.5 m	12.2 m	18.3 m	24.4 m	30.5 m	12.2 m	18.3 m	24.4 m	30.5 m	Jib Length
16.0 m	17.1m/26.4												16.0 m
18.0 m	26.2	19.3m/21.1			18.1m/26.4				19.2m/25.0				18.0 m
20.0 m	25.5	20.9	21.3m/12.1		25.9	20.3m/21.1			25.0	21.4m/18.1			20.0 m
22.0 m	24.9	20.3	12.0	22.5m/6.7	25.3	20.6	22.3m/12.1	23.5m/6.7	24.4	18.0	23.4m/9.4		22.0 m
24.0 m	24.3	19.7	11.7	6.6	24.7	20.0	11.8	6.6	23.8	17.7	9.4	24.6m/5.3	24.0 m
26.0 m	23.8	19.2	11.3	6.4	24.2	19.5	11.5	6.5	23.3	17.4	9.1	5.2	26.0 m
28.0 m	23.1	18.6	11.1	6.2	23.7	19.0	11.2	6.3	22.8	17.1	8.9	5.1	28.0 m
30.0 m	22.4	18.2	10.8	6.0	22.6	18.5	11.0	6.2	21.7	16.8	8.7	4.9	30.0 m
32.0 m	21.4	17.7	10.5	5.9	20.5	18.1	10.7	6.0	19.6	16.5	8.4	4.8	32.0 m
34.0 m	19.5	17.3	10.3	5.7	18.9	17.7	10.5	5.8	18.2	16.2	8.2	4.6	34.0 m
36.0 m	17.8	16.9	10.0	5.5	17.3	17.3	10.2	5.6	16.8	16.0	8.0	4.5	36.0 m
38.0 m	16.3	16.5	9.8	5.4	15.8	16.3	10.0	5.5	15.3	15.7	7.8	4.3	38.0 m
40.0 m	15.0	15.5	9.5	5.2	14.5	15.0	9.8	5.3	14.0	14.5	7.7	4.2	40.0 m
42.0 m	13.8	14.3	9.3	5.1	13.3	13.8	9.6	5.2	12.8	13.3	7.5	4.1	42.0 m
44.0 m	12.7	13.2	9.1	4.9	12.2	12.7	9.4	5.1	11.7	12.2	7.3	4.0	44.0 m
46.0 m	11.7	12.2	8.9	4.8	11.2	11.7	9.2	4.9	10.7	11.2	7.2	3.9	46.0 m
48.0 m	10.9	11.3	8.7	4.7	10.3	10.8	9.0	4.8	9.8	10.3	7.0	3.8	48.0 m
50.0 m	10.0	10.5	8.5	4.6	9.5	10.0	8.8	4.7	9.0	9.5	6.9	3.7	50.0 m
52.0 m	9.3	9.7	8.3	4.4	8.8	9.2	8.6	4.6	8.3	8.7	6.8	3.6	52.0 m
54.0 m	8.6	9.0	8.2	4.3	8.1	8.5	8.4	4.5	7.6	8.0	6.6	3.5	54.0 m
56.0 m	8.0	8.4	8.0	4.3	7.4	7.9	8.3	4.4	6.9	7.4	6.5	3.4	56.0 m
58.0 m	7.4	7.8	7.9	4.2	6.9	7.3	7.8	4.3	6.3	6.9	6.4	3.3	58.0 m
60.0 m	6.8	7.2	7.7	4.1	6.3	6.7	7.3	4.2	5.8	6.2	6.3	3.2	60.0 m
62.0 m	6.3	6.7	7.3	4.0	5.8	6.2	6.8	4.1	5.3	5.7	6.2	3.1	62.0 m
64.0 m	5.9	6.2	6.8	3.9	5.3	5.7	6.3	4.0	4.8	5.2	5.8	3.0	64.0 m
66.0 m	5.4	5.8	6.3	3.8	4.9	5.3	5.8	4.0	4.4	4.8	5.3	2.9	66.0 m
68.0 m	5.0	5.4	5.9	3.8	4.5	4.9	5.4	3.9	3.9	4.4	4.9	2.8	68.0 m
70.0 m	4.6	5.0	5.5	3.7	4.1	4.5	5.0	3.8	3.5	4.0	4.5	70.0m/2.7	70.0 m
72.0 m	71.1m/4.4	4.6	5.1	3.7	3.7	4.1	4.6	3.8	3.2	3.6	4.1		72.0 m
74.0 m		4.3	4.7	3.6	3.4	3.7	4.3	3.7	74.0m/2.9	3.2	3.8		74.0 m
76.0 m		3.9	4.4	3.5	3.0	3.4	3.9	3.6		76.0m/2.9	3.4		76.0 m
78.0 m		76.9m/3.8	4.1	3.5	76.3m/2.9	3.1	3.6	3.6			3.1		78.0 m
80.0 m			3.8	3.4		80.0m/2.8	3.3	3.4			80.0m/2.8		80.0 m
82.0 m			3.5	3.4			3.0	3.3					82.0 m
84.0 m			82.7m/3.3	3.3			84.0m/2.7	3.0					84.0 m
86.0 m				3.1				86.0m/2.7					86.0 m
88.0 m				3.0									88.0 m
90.0 m				88.1m/2.9									90.0 m
Reeves	2	2	1	1	2	2	1	1	2	2	1	1	Reeves

Working radius

Working radius

* Ratings according to EN13000.
Ratings shown in [ ] are based on the strength of the boom or other structural components.
12.2 m jib length with offset angle 10 degrees, one part of line on hook is not allowed to use.

dzwigi24.pl

Unit : Metric ton

Fixed Jib Lifting Capacities
(Without Main Hook Block, Jib Offset Angle : 30°)

Counterweight : 140 t
Carbody weight : 40 t

Boom Length	30.0 m				36.0 m				42.0 m				Boom Length
Jib Length / Working radius	12.2 m	18.3 m	24.4 m	30.5 m	12.2 m	18.3 m	24.4 m	30.5 m	12.2 m	18.3 m	24.4 m	30.5 m	Jib Length
16.0 m									16.5m/19.2				16.0 m
18.0 m	18.3				18.7				19.0				18.0 m
20.0 m	17.3				18.1	13.5			18.6	20.7m/13.5			20.0 m
22.0 m	16.4	13.2			17.2	13.5	23.3m/8.1		17.9	13.5			22.0 m
24.0 m	15.6	12.9			16.4	13.1	8.1	25.3m/4.3	17.1	13.3	24.3m/8.1		24.0 m
26.0 m	14.9	12.3	7.7		15.7	12.8	7.9	4.3	16.4	13.1	8.0	27.4m/4.4	26.0 m
28.0 m	14.4	11.7	7.5		15.1	12.3	7.6	4.3	15.8	12.8	7.8	4.3	28.0 m
30.0 m	13.8	11.2	7.3	4.1	14.6	11.8	7.4	4.2	15.3	12.3	7.6	4.3	30.0 m
32.0 m	13.4	10.7	7.1	4.0	14.1	11.3	7.2	4.1	14.8	11.8	7.4	4.2	32.0 m
34.0 m	13.0	10.3	6.9	3.9	13.7	10.9	7.1	4.0	14.3	11.4	7.2	4.1	34.0 m
36.0 m	12.7	10.0	6.7	3.8	13.3	10.5	6.9	3.9	13.9	11.0	7.1	4.0	36.0 m
38.0 m	12.5	9.7	6.6	3.7	13.0	10.2	6.8	3.8	13.6	10.7	6.9	3.9	38.0 m
40.0 m	12.4	9.4	6.4	3.6	12.8	9.9	6.6	3.7	13.3	10.4	6.8	3.8	40.0 m
42.0 m	40.9m/12.4	9.2	6.3	3.5	12.6	9.6	6.5	3.6	13.0	10.1	6.7	3.7	42.0 m
44.0 m		9.0	6.2	3.5	12.4	9.4	6.4	3.5	12.8	9.8	6.6	3.6	44.0 m
46.0 m		8.9	6.1	3.4	46.0m/12.4	9.2	6.3	3.5	12.6	9.6	6.4	3.6	46.0 m
48.0 m		47.2m/8.8	6.1	3.3		9.1	6.2	3.4	12.4	9.4	6.4	3.5	48.0 m
50.0 m			6.1	3.3		8.9	6.1	3.4	12.4	9.2	6.3	3.5	50.0 m
52.0 m			6.1	3.3		52.4m/8.9	6.1	3.3	51.2m/12.0	9.1	6.2	3.4	52.0 m
54.0 m			53.3m/6.0	3.2			6.1	3.3		9.0	6.1	3.3	54.0 m
56.0 m				3.0			6.1	3.2		8.9	6.1	3.3	56.0 m
58.0 m				2.9			58.5m/6.0	3.1		57.7m/8.8	6.1	3.3	58.0 m
60.0 m				59.3m/2.8				59.3m/2.8			6.1	3.2	60.0 m
62.0 m											6.1	3.2	62.0 m
64.0 m											63.7m/6.0	3.2	64.0 m
66.0 m												3.0	66.0 m
68.0 m												2.9	68.0 m
70.0 m												69.7m/2.7	70.0 m
Reeves	2	1	1	1	2	1	1	1	2	1	1	1	Reeves

Boom Length	48.0 m				54.0 m				60.0 m				Boom Length
Jib Length / Working radius	12.2 m	18.3 m	24.4 m	30.5 m	12.2 m	18.3 m	24.4 m	30.5 m	12.2 m	18.3 m	24.4 m	30.5 m	Jib Length
16.0 m	17.6m/19.2												16.0 m
18.0 m	19.2				18.6m/19.2				19.7m/19.2				18.0 m
20.0 m	18.8	21.8m/13.5			19.0				19.2				20.0 m
22.0 m	18.4	13.5			18.6	22.8m/13.5			18.8	23.9m/13.5			22.0 m
24.0 m	17.7	13.5	25.3m/8.1		18.2	13.5			18.5	13.5			24.0 m
26.0 m	17.0	13.3	8.1		17.6	13.4	26.4m/8.1		18.1	13.5	27.4m/8.1		26.0 m
28.0 m	16.4	13.0	7.9	28.4m/4.2	17.0	13.2	8.0	29.5m/4.3	17.5	13.3	8.1		28.0 m
30.0 m	15.9	12.7	7.7	4.2	16.4	12.9	7.8	4.3	16.9	13.1	7.9	30.5m/4.3	30.0 m
32.0 m	15.4	12.2	7.5	4.2	15.9	12.6	7.6	4.3	16.4	12.9	7.7	4.3	32.0 m
34.0 m	14.9	11.8	7.4	4.1	15.5	12.2	7.5	4.2	16.0	12.6	7.6	4.2	34.0 m
36.0 m	14.5	11.4	7.2	4.0	15.1	11.8	7.3	4.1	15.5	12.2	7.4	4.1	36.0 m
38.0 m	14.1	11.1	7.1	3.9	14.7	11.5	7.2	4.0	15.1	11.9	7.3	4.0	38.0 m
40.0 m	13.8	10.8	6.9	3.8	14.3	11.2	7.1	3.9	14.8	11.5	7.2	4.0	40.0 m
42.0 m	13.5	10.5	6.8	3.8	14.0	10.9	6.9	3.8	14.4	11.2	7.1	3.9	42.0 m
44.0 m	13.2	10.2	6.7	3.7	13.7	10.6	6.8	3.8	13.7	11.0	7.0	3.8	44.0 m
46.0 m	13.0	10.0	6.6	3.6	13.2	10.4	6.7	3.7	12.7	10.7	6.8	3.8	46.0 m
48.0 m	12.8	9.8	6.5	3.6	12.2	10.1	6.6	3.7	11.8	10.5	6.7	3.7	48.0 m
50.0 m	11.9	9.6	6.4	3.5	11.4	9.9	6.5	3.6	11.0	10.2	6.6	3.6	50.0 m
52.0 m	11.2	9.4	6.3	3.4	10.6	9.7	6.4	3.5	10.2	10.0	6.6	3.6	52.0 m
54.0 m	10.4	9.2	6.2	3.4	9.9	9.5	6.4	3.5	9.5	9.8	6.5	3.5	54.0 m
56.0 m	9.8	9.1	6.2	3.4	9.2	9.4	6.3	3.4	8.8	9.6	6.4	3.5	56.0 m
58.0 m	56.4m/9.7	9.0	6.1	3.3	8.6	9.2	6.2	3.4	8.2	8.9	6.3	3.4	58.0 m
60.0 m		8.9	6.1	3.3	8.1	8.7	6.2	3.3	7.6	8.3	6.3	3.4	60.0 m
62.0 m		8.6	6.1	3.3	61.6m/7.6	8.2	6.1	3.3	7.1	7.8	6.2	3.3	62.0 m
64.0 m		62.8m/8.5	6.1	3.2		7.7	6.1	3.3	6.6	7.3	6.2	3.3	64.0 m
66.0 m			6.1	3.2		7.2	6.0	3.2	6.1	6.8	6.1	3.3	66.0 m
68.0 m			6.1	3.1		67.4m/6.8	6.0	3.2	66.8m/5.9	6.3	6.1	3.3	68.0 m
70.0 m			68.9m/6.0	3.0			6.0	3.2		5.9	6.0	3.2	70.0 m
72.0 m				2.9			6.0	3.2		5.5	5.9	3.2	72.0 m
74.0 m				2.8			74.2m/5.9	3.1		73.2m/5.3	5.5	3.2	74.0 m
76.0 m				74.9m/2.7				3.0			5.1	3.2	76.0 m
78.0 m								2.9			4.8	3.1	78.0 m
80.0 m								2.8			79.3m/4.6	3.0	80.0 m
82.0 m								80.1m/2.8				2.9	82.0 m
84.0 m												2.8	84.0 m
86.0 m												85.3m/2.7	86.0 m
Reeves	2	1	1	1	2	1	1	1	2	1	1	1	Reeves

* Ratings according to EN13000.
Ratings shown in [ ] are based on the strength of the boom or other structural components.
12.2 m jib length with offset angle 10 degrees, one part of line on hook is not allowed to use.

dzwigi24.pl

Unit : Metric ton

Fixed Jib Lifting Capacities
(Without Main Hook Block, Jib Offset Angle : 30°)

Counterweight : 140 t
Carbody weight : 40 t

Boom Length	66.0 m				72.0 m				78.0 m				Boom Length
Jib Length	12.2 m	18.3 m	24.4 m	30.5 m	12.2 m	18.3 m	24.4 m	30.5 m	12.2 m	18.3 m	24.4 m	30.5 m	Jib Length
20.0 m	20.7m/19.1				21.7m/19.1								20.0 m
22.0 m	19.0				19.0				22.8m/18.4				22.0 m
24.0 m	18.7	24.9m/13.5			18.8				18.3				24.0 m
26.0 m	18.4	13.5			18.6	26.0m/13.5			18.1	27.0m/13.1			26.0 m
28.0 m	17.9	13.5	28.5m/8.1		18.3	13.5	29.5m/8.1		17.8	13.0			28.0 m
30.0 m	17.4	13.3	8.0	31.6m/4.2	17.8	13.4	8.0		17.3	12.9	30.5m/6.1		30.0 m
32.0 m	16.9	13.0	7.8	4.2	17.3	13.2	7.9	32.6m/4.3	16.8	12.7	6.0	33.6m/3.3	32.0 m
34.0 m	16.4	12.9	7.7	4.2	16.8	13.0	7.8	4.3	16.3	12.5	5.9	3.2	34.0 m
36.0 m	16.0	12.5	7.5	4.2	16.4	12.8	7.6	4.2	15.9	12.3	5.8	3.1	36.0 m
38.0 m	15.6	12.2	7.4	4.1	16.0	12.5	7.5	4.1	15.5	12.0	5.7	3.0	38.0 m
40.0 m	15.2	11.9	7.3	4.0	15.1	12.2	7.4	4.1	14.6	11.7	5.6	2.9	40.0 m
42.0 m	14.3	11.6	7.2	3.9	13.9	11.9	7.3	4.0	13.4	11.4	5.5	2.8	42.0 m
44.0 m	13.2	11.3	7.1	3.9	12.8	11.6	7.2	3.9	12.3	11.1	5.4	44.0m/2.7	44.0 m
46.0 m	12.2	11.0	7.0	3.8	11.7	11.3	7.1	3.8	11.2	10.8	5.3		46.0 m
48.0 m	11.3	10.8	6.9	3.7	10.8	11.1	7.0	3.8	10.3	10.6	5.2		48.0 m
50.0 m	10.4	10.6	6.8	3.7	10.0	10.9	6.9	3.7	9.5	10.4	5.1		50.0 m
52.0 m	9.6	10.4	6.7	3.6	9.2	10.1	6.8	3.7	8.7	9.6	5.0		52.0 m
54.0 m	8.9	9.8	6.6	3.6	8.5	9.3	6.7	3.6	8.0	8.8	4.9		54.0 m
56.0 m	8.3	9.1	6.5	3.5	7.8	8.6	6.6	3.6	7.3	8.1	4.8		56.0 m
58.0 m	7.6	8.4	6.4	3.5	7.2	8.0	6.5	3.5	6.7	7.5	4.7		58.0 m
60.0 m	7.1	7.8	6.4	3.4	6.6	7.4	6.5	3.5	6.1	6.9	4.6		60.0 m
62.0 m	6.5	7.3	6.3	3.4	6.1	6.9	6.4	3.4	5.6	6.4	4.5		62.0 m
64.0 m	6.0	6.8	6.2	3.4	5.6	6.3	6.3	3.4	5.1	5.8	4.4		64.0 m
66.0 m	5.6	6.3	6.2	3.3	5.1	5.8	6.3	3.4	4.6	5.3	4.3		66.0 m
68.0 m	5.1	5.8	6.1	3.3	4.7	5.4	5.9	3.3	4.2	4.9	4.2		68.0 m
70.0 m	4.7	5.4	5.9	3.3	4.2	5.0	5.5	3.3	3.7	4.5	4.1		70.0 m
72.0 m	72.0m/4.3	5.0	5.5	3.2	3.8	4.5	5.1	3.3	3.3	4.0	4.0		72.0 m
74.0 m		4.6	5.1	3.2	3.4	4.2	4.7	3.3	74.0m/2.9	3.7	3.9		74.0 m
76.0 m		4.2	4.7	3.2	3.1	3.8	4.3	3.2		3.3	3.8		76.0 m
78.0 m		3.9	4.3	3.2	77.2m/2.9	3.4	3.9	3.2		78.0m/2.9	3.4		78.0 m
80.0 m		78.4m/3.8	4.0	3.2		3.1	3.6	3.2			3.1		80.0 m
82.0 m			3.7	3.2		82.0m/2.8	3.3	3.2			82.0m/2.8		82.0 m
84.0 m			3.4	3.1			3.0	3.1					84.0 m
86.0 m			84.5m/3.3	3.0			86.0m/2.7	2.9					86.0 m
88.0 m				2.9				88.0m/2.7					88.0 m
90.0 m				2.8									90.0 m
92.0 m				90.5m/2.7									92.0 m
Reeves	2	1	1	1	2	1	1	1	2	1	1	1	Reeves

Working radius

Working radius

* Ratings according to EN13000.
Ratings shown in [ ] are based on the strength of the boom or other structural components.
12.2 m jib length with offset angle 10 degrees, one part of line on hook is not allowed to use.

dzwigi24.pl

Unit : Metric ton

Heavy Fixed Jib Lifting Capacities

Counterweight : 160 t
Carbody weight : 40 t

Boom Length	72.0 m						Boom Length
Jib Length	30.0 m						Jib Length
22.0m	40.0						22.0m
24.0m	36.6						24.0m
26.0m	33.8						26.0m
28.0m	31.3						28.0m
30.0m	29.3						30.0m
34.0m	25.8						34.0m
38.0m	23.1						38.0m
42.0m	20.9						42.0m
46.0m	18.5						46.0m
50.0m	15.6						50.0m
54.0m	13.1						54.0m
58.0m	10.9						58.0m
62.0m	9.0						62.0m
66.0m	7.2						66.0m
70.0m	5.6						70.0m
74.0m	4.3						74.0m
78.0m	3.0						78.0m
Reeves	3						Reeves

Working radius

* Ratings according to EN13000.
Ratings shown in ▭ are based on the strength of the boom or other structural components.

Luffing Jib

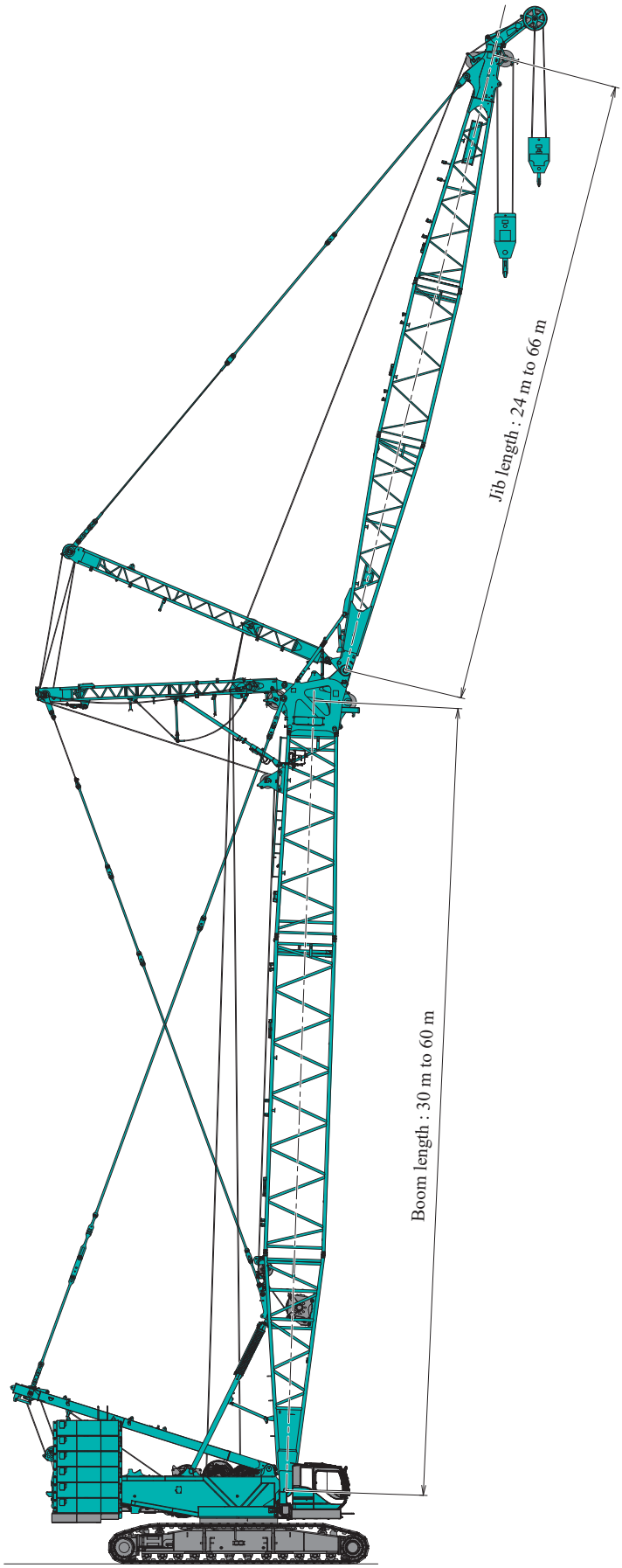

dzwigi24.pl

Dimensions : mm Weight : kg

9 m Boom Base

Weight : 12,675 kg

- W2 winch and wirerope ○
- Guide sheave ○
- Boom backstop ○
- Walkway ○
- Guy lines for boom and strut guy lines ○
- Reeving winch and wirerope ○

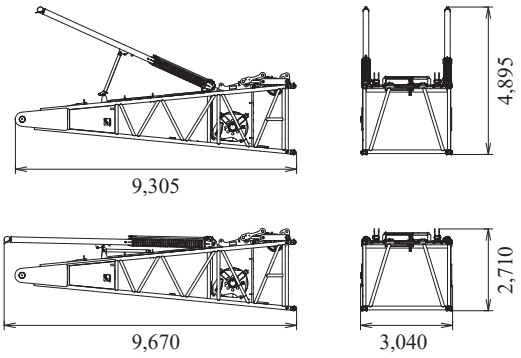

6 m Boom Insert

Weight : 2,510 kg

Includes walkway, guy lines for boom and strut guy lines.

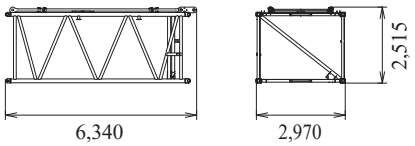

12 m Boom Insert

Weight : 4,375 kg

Includes walkway, guy lines for boom and strut guy lines.

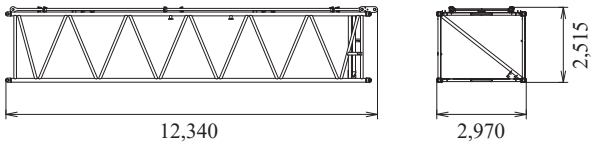

7.8 m Taper Boom Insert

Weight : 3,630 kg

Includes walkway, hand rail, guide sheave, guy lines for boom and strut guy lines.

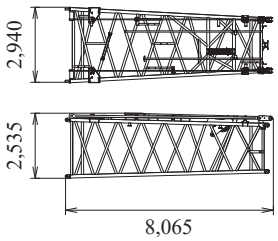

Boom Tip

Weight : 4,580 kg

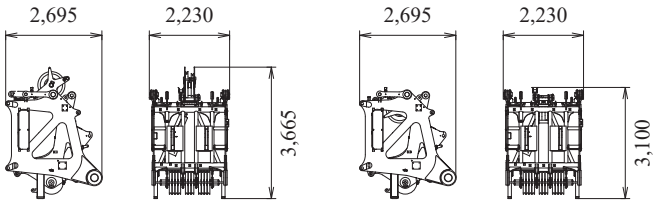

Dimensions : mm Weight : kg

Luffing Jib Base
Weight : 2,770 kg
Includes walkway.

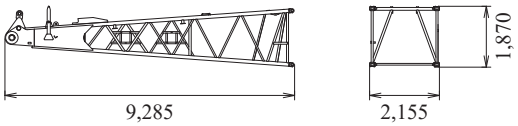

6 m Luffing Jib Insert
Weight : 1,075 kg
Includes guy lines and walkway.

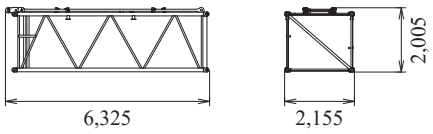

12 m Luffing Jib Insert
Weight : 1,890 kg
Includes guy lines and walkway.

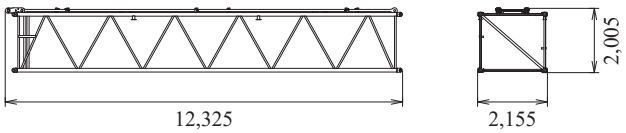

Luffing Jib Tip
Weight : 3,000 kg
Includes guy lines and walkway.

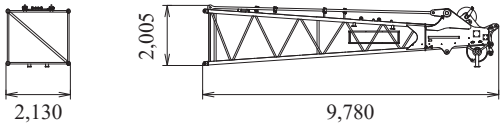

Link Assy
Weight : 375 kg

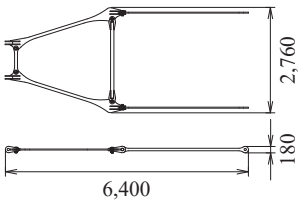

Auxiliary Sheave
Weight : 735 kg

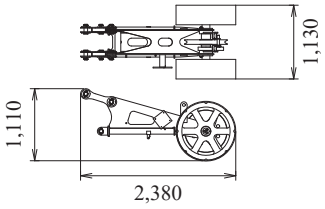

Luffing Jib back stop
Weight : 295 kg

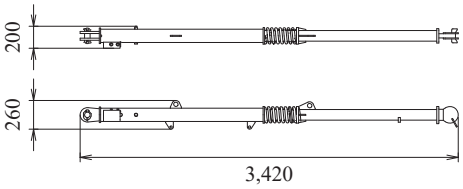

Front Strut (Luffing Jib)
Weight : 2,080 kg

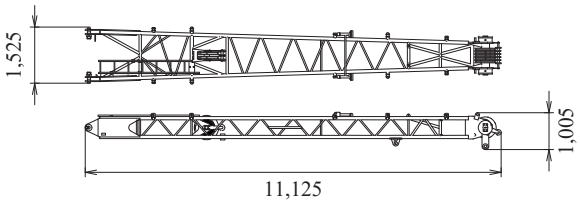

Rear Strut (Luffing Jib)
Weight : 2,420 kg
Includes sling and walkway.

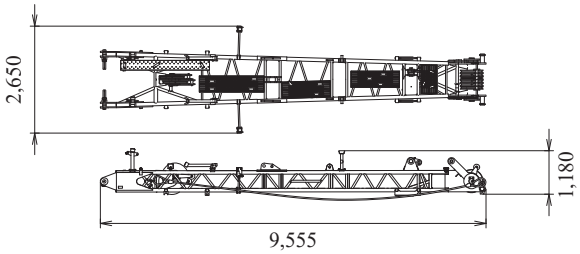

Luffing Jib Strut Backstop
Weight : 225 kg

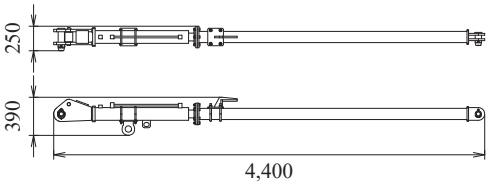

dzwigi24.pl

Configuration : Standard LF 60 m + 60 m (Counterweight : 140 t, Carbody weight 40 t)

Item	Qty.	Net wt. : m-ton	Trailer														
			#1	#2	#3	#4	#5	#6	#7	#8	#9	#10	#11	#12	#13	#14	#15	#16
Base machine without H1 and H2 hoist winch	1	41.3*	1															
H1 hoist none free fall winch with 600 m wire rope	1	4.7		1														
H2 hoist none free fall winch with 390 m wire rope	1	3.9		1														
Standard mast w/W1 winch	1	10.2		1														
Left crawler frame with 1,220 mm shoe	1	28.2			1													
Right crawler frame with 1,220 mm shoe	1	28.2				1												
Base counterweight	1	20.0					1											
Counterweight (10 t)	10	10.0								1	1	1	1	1	1		2	2
Counterweight (5 t)	4	5.0								1	1	1			1			
Base carbody weight	2	17.6							1							1		
Carbody weight w/step	2	2.8											1			1		
Base boom w/W2 winch	1	12.7						1										
6 m boom insert (**)	1	2.5							1									
12 m boom insert (**)	3	4.4								1	1	1						
Boom tip w/7.8 m taper boom (**)	1	8.2											1					
Base jib w/Fr and Re strut	1	8.9												1				
6 m luffing jib insert w/guy lines	1	1.1							1									
12 m luffing jib insert w/guy lines	3	1.9								1	1	1						
Luffing jib tip w/Aux.sheave and guy lines	1	3.7													1			
45 t hook block	1	2.2												1				
15 t ball hook	1	0.9													1			
(**) : including guy lines for crane and luffing strut * : including counterweight self removal device (option). without counterweight self removal device : 39.4 t.	Gross wt.		41.3*	18.9	28.2	28.2	20.0	12.7	21.1	21.3	21.3	21.3	21.0	21.1	19.6	20.3	20.0	20.0

Trailer #1

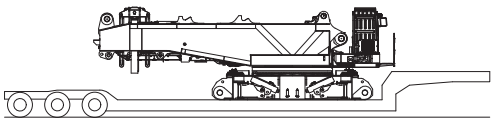

Trailer #2

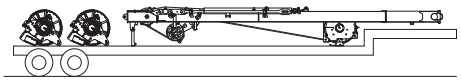

Trailer #3

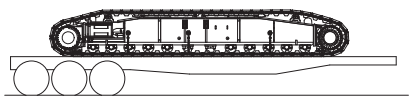

Trailer #4

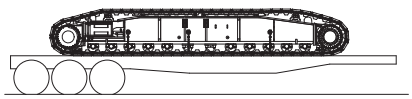

Trailer #5

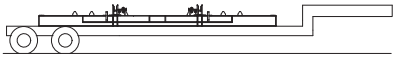

Trailer #6

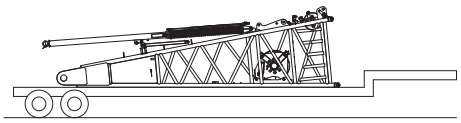

Trailer #7

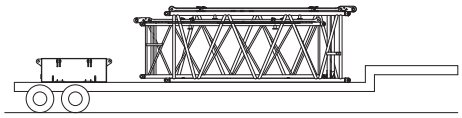

Trailer #8

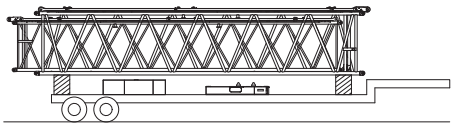

Trailer #9

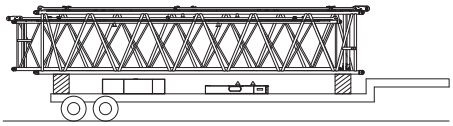

Trailer #10

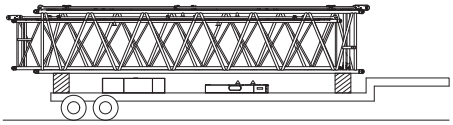

Trailer #11

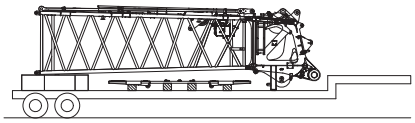

Trailer #12

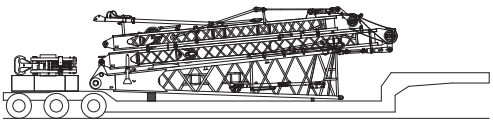

Trailer #13

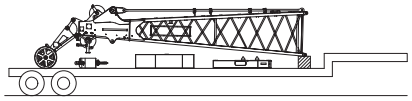

Trailer #14

Trailer #15

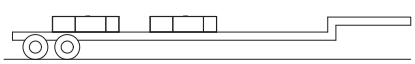

Trailer #16

Luffing Jib 88 deg

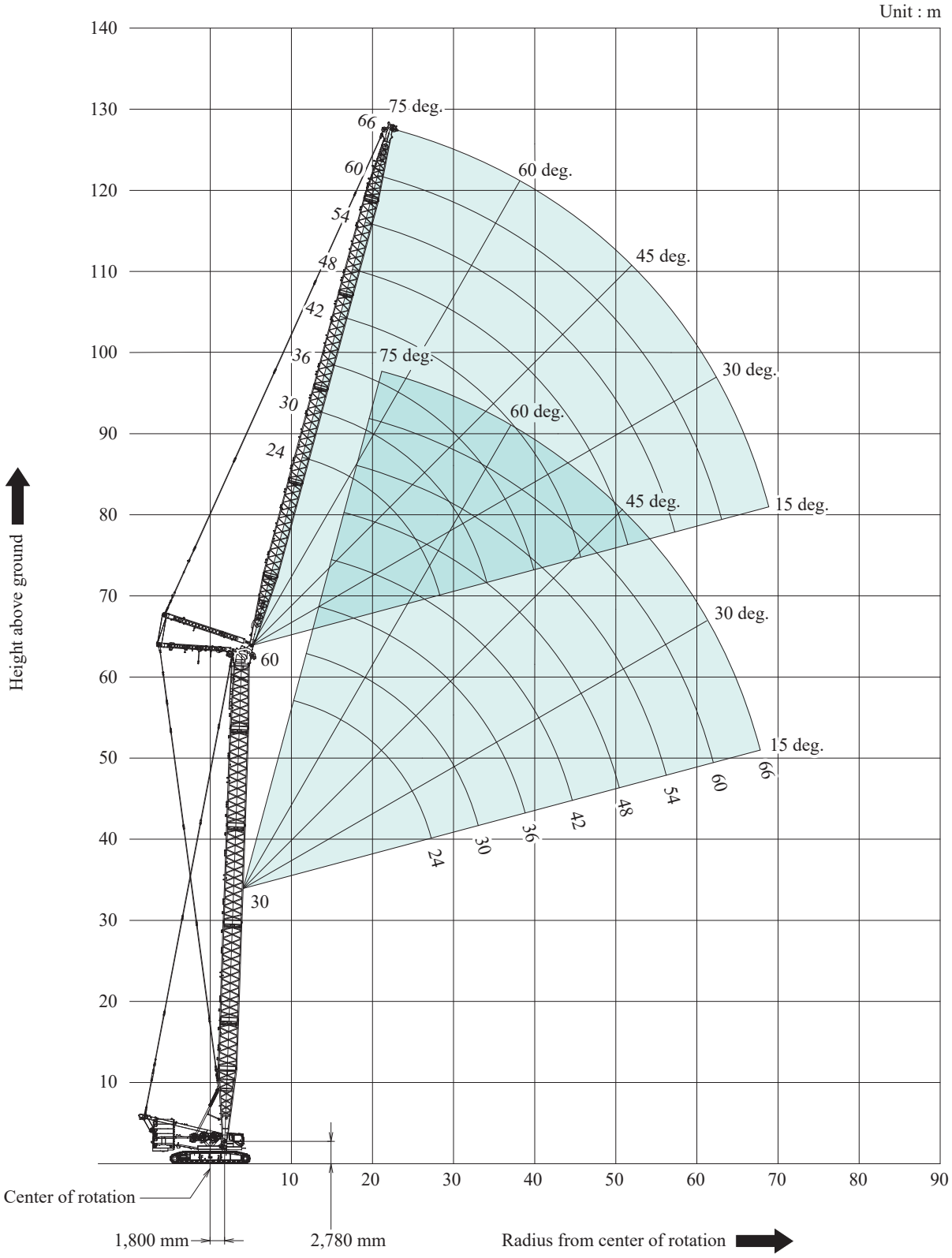

- Working weight : 358,015 kg*1, 355,785 kg*2
- Ground bearing pressure : Approx. 164 kPa*1, 163 kPa*2
- Grade - ability*3 : 20% (11.3 deg.)
- Wind speed : 100% performance in wind speed up to 10 m/s (22.5 MPH)

*1 : Including base machine, counterweights : 140 t, Carbody weights : 40 t,
Counterweight self removal device, 60 m luffing boom, 66 m luffing jib and 45 t hook block.

*2 : Including base machine, counterweights : 140 t, Carbody weights : 40 t,
60 m luffing boom, 66 m luffing jib and 45 t hook block, Without counterweight self removal device.

*3 : Including base machine, counterweights : 140 t, Carbody weights : 40 t,
Counterweight self removal device, 24 m luffing boom and 200 t hook block.

dzwigi24.pl

Luffing Jib 78 deg

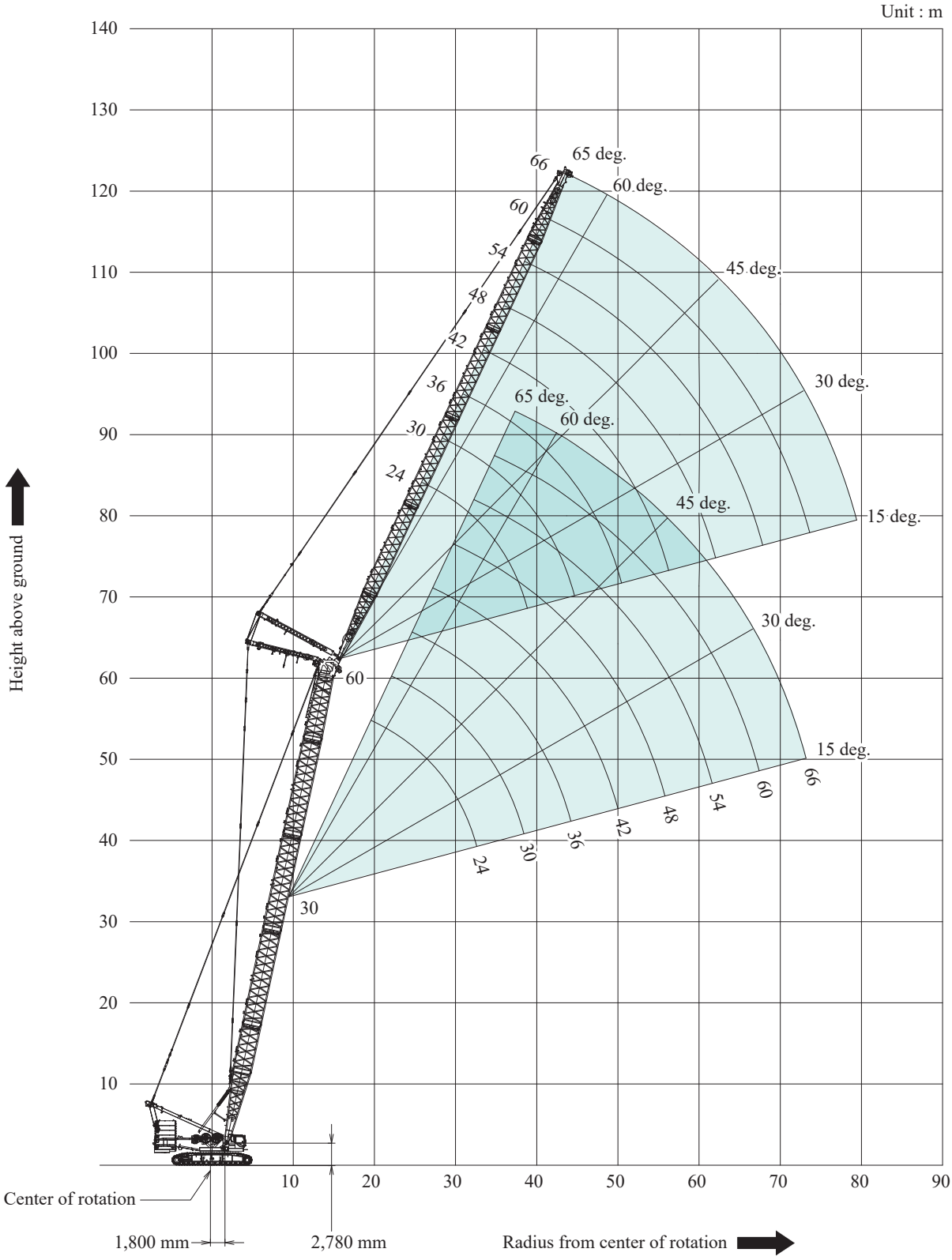

- Working weight : 358,015 kg*1, 355,785 kg*2
- Ground bearing pressure : Approx. 164 kPa*1, 163 kPa*2
- Grade - ability*3 : 20% (11.3 deg.)
- Wind speed : 100% performance in wind speed up to 10 m/s (22.5 MPH)

*1 : Including base machine, counterweights : 140 t, Carbody weights : 40 t,
Counterweight self removal device, 60 m luffing boom, 66 m luffing jib and 45 t hook block.

*2 : Including base machine, counterweights : 140 t, Carbody weights : 40 t,
60 m luffing boom, 66 m luffing jib and 45 t hook block, Without counterweight self removal device.

*3 : Including base machine, counterweights : 140 t, Carbody weights : 40 t,
Counterweight self removal device, 24 m luffing boom and 200 t hook block.

dzwigi24.pl

Luffing Jib 68 deg

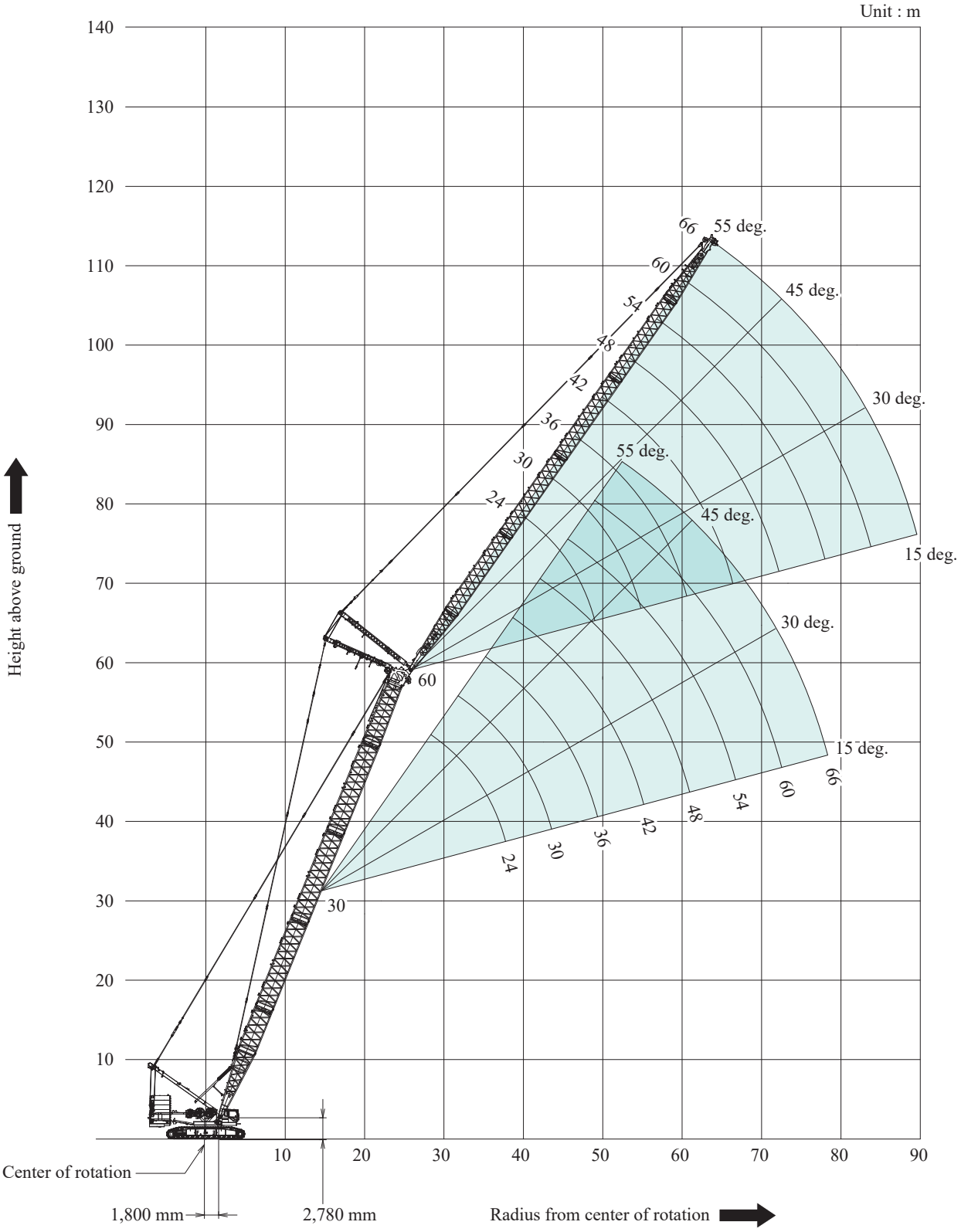

- Working weight : 358,015 kg*[1], 355,785 kg*[2]
- Ground bearing pressure : Approx. 164 kPa*[1], 163 kPa*[2]
- Grade - ability*[3] : 20% (11.3 deg.)
- Wind speed : 100% performance in wind speed up to 10 m/s (22.5 MPH)

*[1] : Including base machine, counterweights : 140 t, Carbody weights : 40 t,
Counterweight self removal device, 60 m luffing boom, 66 m luffing jib and 45 t hook block.

*[2] : Including base machine, counterweights : 140 t, Carbody weights : 40 t,
60 m luffing boom, 66 m luffing jib and 45 t hook block, Without counterweight self removal device.

*[3] : Including base machine, counterweights : 140 t, Carbody weights : 40 t,
Counterweight self removal device, 24 m luffing boom and 200 t hook block.

dzwigi24.pl

Luffing Boom / Jib Arrangement

Luffing Boom Arrangement for Luffing

Boom length : m (ft)	Boom arrangement
30 (98)	9 L 12 7.8 T U 9 L 6 6 7.8 T U
36 (118)	* 9 L 6 12 7.8 T U
42 (138)	* 9 L 6 6 12 7.8 T U 9 L 12 12 7.8 T U
48 (157)	* 9 L 6 12 12 7.8 T U
54 (177)	* 9 L 6 6 12 12 7.8 T U 9 L 12 12 12 7.8 T U
60 (197)	* 9 L 6 12 12 12 7.8 T U

* Indicates the most flexible combination of luffing boom inserts, which can be modified to form all shorter luffing boom arrangements.

Symbol	Length	Remarks
9 L	9 m (30 ft)	Boom Base
U	1.2 m (4 ft)	Boom Tip
6	6 m (20 ft)	Boom Insert
12	12 m (40 ft)	Boom Insert
7.8 T	7.8 m (26 ft)	Taper Boom Insert

Luffing Jib Arrangement

Jib length : m (ft)	Jib arrangement
24 (78)	9 LJ 6 9 UJ
30 (98)	* 9 LJ 6 6 9 UJ 9 LJ 12 9 UJ
36 (118)	* 9 LJ 6 12 9 UJ
42 (138)	* 9 LJ 6 6 12 9 UJ 9 LJ 12 12 9 UJ
48 (157)	* 9 LJ 6 12 12 9 UJ
54 (177)	* 9 LJ 6 6 12 12 9 UJ 9 LJ 12 12 12 9 UJ
60 (197)	* 9 LJ 6 12 12 12 9 UJ
66 (217)	* 9 LJ 6 6 12 12 12 9 UJ 9 LJ 12 12 12 12 9 UJ

* Indicates the most flexible combination of luffing jib inserts, which can be modified to form all shorter luffing boom arrangements.

Symbol	Length	Remarks
9 LJ	9 m (30 ft)	Luffing Jib Base
9 UJ	9 m (30 ft)	Luffing Jib Tip
6	6 m (20 ft)	Luffing Jib Insert
12	12 m (40 ft)	Luffing Jib Insert

* Actual lengths of boom sections are metric such as 6 m, 9 m and 12 m.
The value shown above or in the chart are approximate conversion to feet.

dzwigi24.pl

Luffing Jib

- Ratings are calculated to comply with EN13000, ISO 4305 and include factors based on a 4 degree tipping angle.
- Operating radius is the horizontal distance from centerline of rotation to a vertical line through the center of gravity of the load.
- Ratings shown are based on freely suspended loads and make no allowance for such factors as wind effect on lifted load, ground conditions, out-of-level, operating speeds or any other condition that could be detrimental to the safe operation of this equipment.
  The operator, therefore, has the responsibility to judge the existing conditions and reduce lifted loads and operating speeds accordingly.
- Ratings are for the operation on a firm and level surface, up to 1% gradient.
- At radii and boom lengths where no ratings are shown on chart, operation is not intended nor approved.
- Boom and jib inserts and guy lines must be arranged as shown in the "operator's manual".
- Boom hoist reeving is 26 parts of line.
- Jib hoist reeving is 10 parts of line.
- Boom and jib backstops are required for all boom and jib combinations.
- Ratings inside of boxes ▭ are based on structural competence.
- The boom should be erected over the front of the crawlers, not laterally.
- When erecting or lowering the boom length of 60.0m or over and a luffing jib of any length, the pillow plates for erection must be placed under the front end of the crawlers.
- The minimum rated load is 4.4 t.
- All ratings shown are calculated on the condition the machine is equipped with the auxiliary sheave frame.

[Luffing Jib Lifting]

- The total load that can be lifted is the value of the weight of jib hook block, slings, and all other load handling accessories deducted from "luffing jib rated loads".

[Luffing Jib Lifting With Auxiliary Sheave Hook Block]

- The total load that can be lifted is the value of the weight of auxiliary sheave hook block, jib hook block, slings, and all other load handling accessories deducted from "luffing jib rated loads".

[Auxiliary Sheave Lifting With Luffing Jib Hook Block]

- The total load that can be lifted is the value of the weight of auxiliary sheave hook block, jib hook block, slings, and all other load handling accessories deducted from "luffing jib rated loads".
- It should not exceed 15.0 t in case of one reeve.
  And it should not exceed 30.0 t in case of two reeves.
- Auxiliary sheave ratings at any radius from center of rotation are the same as crane ratings shown in table for luffing jib when operated at the same radius.
- Auxiliary sheave can be mounted on all of boom and jib combinations.

1. Luffing boom and jib combinations.

Boom Length : m	Jib Length : m							
	24	30	36	42	48	54	60	66
30	○	○	○	○	○	○	○	○
36	○	○	○	○	○	○	○	○
42	○	○	○	○	○	○	○	○
48	○	○	○	○	○	○	○	○
54	○	○	○	○	○	○	○	○
60	○	○	○	○	○	○	○	○

○ : Combinations which is allowed.

dzwigi24.pl

Luffing Jib

- Maximum hoist load for number of reeving parts of line for hoist rope.

Jib Hoist Loads (Single Drum)

No. of Parts of line	1	2	3	4
Max. Loads : kN	147	294	441	588
Max. Loads : t	15.0	30.0	45.0	60.0

No. of Parts of line	5	6	7	8
Max. Loads : kN	735	883	1,030	1,177
Max. Loads : t	75.0	90.0	105.0	120.0

Jib Hoist Loads (Double Drum)

No. of Parts of line	4	6	8
Max. Loads : kN	588	883	1,177
Max. Loads : t	60.0	90.0	120.0

Auxiliary Hoist Loads

No. of Parts of line	1	2
Max. Loads : kN	147	294
Max. Loads : t	15.0	30.0

- Weight of recommended hook block.

Hook block	200 ton	100 ton	45 ton	15 ton Ball Hook
Weight : t	4.10	2.70	2.20	0.90

Luffing Jib

- Hook block and number of reeving parts of line restriction.

(1) The self-weight of luffing jib point hook block must be heavier than or equal to the table below.
(2) Total number of reeving parts of line on luffing jib point hook block must be larger than or equal to the table below.

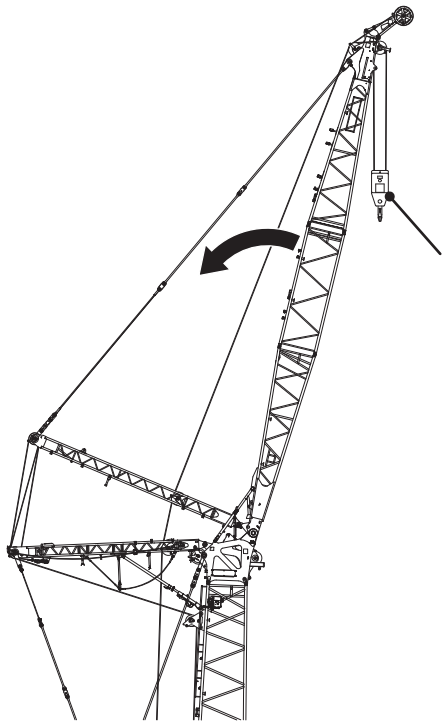

⚠ DANGER

Follow the both (1) and (2) above at a same time for the luffing jib operation.
Otherwise luffing jib may tip over the backwards due to lack of weight on front side of boom.
Failure to observe this precaution may lead to the jib tipping backwards and resulted to machine collapsing.

CKS3000 (PRV) minimum hook block self-weight and minimum number of reeving parts of line on hook block

Boom Length	Jib Length	24 m	30 m	36 m	42 m	48 m	54 m	60 m	66 m
30 m	Hook Block Self-Weight : kg	2,200	2,200	2,200	2,200	2,200	2,200	2,200	2,200
	No. of Parts Line	2	2	2	2	2	2	2	2
36 m	Hook Block Self-Weight : kg	2,200	2,200	2,200	2,200	2,200	2,200	2,200	2,200
	No. of Parts Line	2	2	2	2	2	2	2	2
42 m	Hook Block Self-Weight : kg	2,700	2,200	2,200	2,200	2,200	2,200	2,200	2,200
	No. of Parts Line	2	2	2	2	2	2	2	2
48 m	Hook Block Self-Weight : kg	4,100	2,700	2,200	2,200	2,200	2,200	2,200	2,200
	No. of Parts Line	2	2	2	2	2	2	2	2
54 m	Hook Block Self-Weight : kg	4,100	2,200	2,200	2,200	2,200	2,200	2,200	2,200
	No. of Parts Line	2	2	2	2	2	2	2	2
60 m	Hook Block Self-Weight : kg	4,100	2,700	2,200	2,200	2,200	2,200	2,200	2,200
	No. of Parts Line	2	2	2	2	2	2	2	2

Weight of KOBELCO genuine hook block. 200 t hook block 4,100 kg
100 t hook block 2,700 kg
45 t hook block 2,200 kg

- Lifting capacities listed apply only to the machine as originally manufactured and designed by KOBELCO CONSTRUCTION MACHINERY CO.,LTD. Modifications to this machine or use of equipment other than that specified can reduce operating capacity.

Operation of this equipment in excess of rated loads or disregard of instruction voids the warranty.

[Reference Information]

Assembling the counterweight

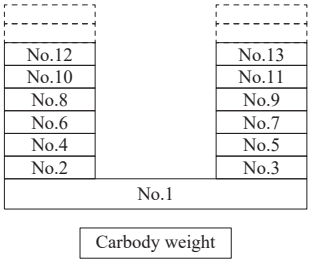

Counterweight : 140 t
Carbody weight : 40 t

dzwigi24.pl

Unit : Metric ton

Luffing Jib lifting capacities

Counterweight : 140 t
Carbody weight : 40 t

Load Radius	Boom Length : 30.0 m												Load Radius
	Jib Length : 24.0 m						Jib Length : 30.0 m						
	Boom Angle						Boom Angle						
	88 deg	86 deg	83 deg	78 deg	73 deg	68 deg	88 deg	86 deg	83 deg	78 deg	73 deg	68 deg	
12.0 m													12.0 m
13.0 m	120.0	120.0					116.7						13.0 m
14.0 m	115.2	115.3					112.8						14.0 m
15.0 m	107.5	107.5					107.5	107.3					15.0 m
16.0 m	100.3	100.8	100.8				100.8	100.6					16.0 m
17.0 m	91.6	94.9	94.9				93.7	94.9					17.0 m
18.0 m	84.2	89.6	89.6				86.0	89.6	87.4				18.0 m
19.0 m	77.9	84.9	84.4				79.5	84.9	83.1				19.0 m
20.0 m	72.5	80.6	79.5				74.0	80.2	78.9				20.0 m
22.0 m	63.5	70.9	70.8	68.6			64.8	71.6	70.4				22.0 m
24.0 m	52.6	61.1	63.5	61.5			57.6	64.3	63.1	61.0			24.0 m
26.0 m	41.2	48.6	57.5	55.6	53.8		51.8	57.1	57.0	55.1			26.0 m
28.0 m		37.1	48.4	50.8	49.1		46.5	51.3	52.0	50.3	48.5		28.0 m
30.0 m			36.3	46.6	45.1	43.6	38.6	44.0	47.8	46.1	44.5		30.0 m
34.0 m					38.6	37.3		28.6	36.3	39.5	38.1	36.8	34.0 m
38.0 m										33.4	33.2	32.0	38.0 m
42.0 m												28.3	42.0 m
46.0 m													46.0 m
50.0 m													50.0 m
54.0 m													54.0 m
58.0 m													58.0 m
62.0 m													62.0 m
66.0 m													66.0 m
70.0 m													70.0 m
74.0 m													74.0 m
78.0 m													78.0 m
82.0 m													82.0 m
86.0 m													86.0 m

Luffing Jib lifting capacities

Counterweight : 140 t
Carbody weight : 40 t

Load Radius	Boom Length : 30.0 m												Load Radius
	Jib Length : 36.0 m						Jib Length : 42.0 m						
	Boom Angle						Boom Angle						
	88 deg	86 deg	83 deg	78 deg	73 deg	68 deg	88 deg	86 deg	83 deg	78 deg	73 deg	68 deg	
12.0 m													12.0 m
13.0 m													13.0 m
14.0 m	98.6												14.0 m
15.0 m	95.2												15.0 m
16.0 m	92.1						79.6						16.0 m
17.0 m	89.1	90.4					77.2						17.0 m
18.0 m	86.2	86.9					74.7	77.4					18.0 m
19.0 m	81.1	82.5					72.3	74.9					19.0 m
20.0 m	75.3	78.4	76.2				70.0	72.5					20.0 m
22.0 m	65.9	71.2	69.5				65.6	68.0	66.9				22.0 m
24.0 m	58.6	64.0	62.7				59.4	63.4	61.9				24.0 m
26.0 m	52.7	57.9	56.7	54.7			53.4	57.6	56.3				26.0 m
28.0 m	47.8	52.7	51.6	49.8			48.5	52.4	51.3	49.5			28.0 m
30.0 m	43.8	47.8	47.4	45.7			44.4	48.1	47.1	45.3			30.0 m
34.0 m	35.3	39.6	40.6	39.1	37.7		37.9	41.1	40.2	38.7	37.3		34.0 m
38.0 m	24.7	28.3	34.1	34.0	32.8	31.5	31.9	35.3	35.0	33.7	32.4		38.0 m
42.0 m				30.1	28.9	27.8	23.8	26.7	30.9	29.7	28.5	27.4	42.0 m
46.0 m					25.8	24.8			23.1	26.5	25.4	24.3	46.0 m
50.0 m										21.8	22.8	21.9	50.0 m
54.0 m												19.8	54.0 m
58.0 m													58.0 m
62.0 m													62.0 m
66.0 m													66.0 m
70.0 m													70.0 m
74.0 m													74.0 m
78.0 m													78.0 m
82.0 m													82.0 m
86.0 m													86.0 m

* Ratings according to EN13000.
Ratings shown in [ ] are based on the strength of the boom or other structural components.

dzwigi24.pl

Unit : Metric ton

Luffing Jib lifting capacities

Counterweight : 140 t
Carbody weight : 40 t

Load Radius	Boom Length : 30.0 m												Load Radius
	Jib Length : 48.0 m						Jib Length : 54.0 m						
	Boom Angle						Boom Angle						
	88 deg	86 deg	83 deg	78 deg	73 deg	68 deg	88 deg	86 deg	83 deg	78 deg	73 deg	68 deg	
12.0 m													12.0 m
13.0 m													13.0 m
14.0 m													14.0 m
15.0 m													15.0 m
16.0 m													16.0 m
17.0 m	66.4												17.0 m
18.0 m	64.4												18.0 m
19.0 m	62.4						53.2						19.0 m
20.0 m	60.5	62.6					51.6						20.0 m
22.0 m	56.7	58.7					48.5	50.2					22.0 m
24.0 m	53.3	55.1	58.0				45.6	47.1					24.0 m
26.0 m	50.0	51.7	54.5				42.8	44.3	46.6				26.0 m
28.0 m	47.0	48.6	51.1				40.2	41.6	43.8				28.0 m
30.0 m	44.2	45.7	46.8				37.8	39.1	41.1				30.0 m
34.0 m	38.3	40.6	40.0	38.5			33.6	34.7	36.4	37.7			34.0 m
38.0 m	33.4	35.6	34.8	33.4	32.1		29.9	30.9	32.3	33.3			38.0 m
42.0 m	29.0	31.4	30.6	29.4	28.2		26.8	27.6	28.9	29.3	27.8		42.0 m
46.0 m	22.5	24.9	27.3	26.2	25.1	24.0	24.1	24.8	25.9	26.0	24.9	23.3	46.0 m
50.0 m	16.5	18.7	22.2	23.5	22.5	21.5	20.3	22.4	23.3	23.4	22.3	21.4	50.0 m
54.0 m				21.3	20.4	19.5	16.1	18.0	20.9	21.1	20.2	19.3	54.0 m
58.0 m					18.6	17.7			15.8	19.2	18.3	17.5	58.0 m
62.0 m											16.8	16.0	62.0 m
66.0 m												14.6	66.0 m
70.0 m													70.0 m
74.0 m													74.0 m
78.0 m													78.0 m
82.0 m													82.0 m
86.0 m													86.0 m

Luffing Jib lifting capacities

Counterweight : 140 t
Carbody weight : 40 t

Load Radius	Boom Length : 30.0 m												Load Radius
	Jib Length : 60.0 m						Jib Length : 66.0 m						
	Boom Angle						Boom Angle						
	88 deg	86 deg	83 deg	78 deg	73 deg	68 deg	88 deg	86 deg	83 deg	78 deg	73 deg	68 deg	
12.0 m													12.0 m
13.0 m													13.0 m
14.0 m													14.0 m
15.0 m													15.0 m
16.0 m													16.0 m
17.0 m													17.0 m
18.0 m													18.0 m
19.0 m													19.0 m
20.0 m													20.0 m
22.0 m	40.5						33.5						22.0 m
24.0 m	38.8	40.1					31.2						24.0 m
26.0 m	36.5	37.7					29.1	30.2					26.0 m
28.0 m	34.3	35.4	37.3				27.2	28.2					28.0 m
30.0 m	32.2	33.3	35.0				25.6	26.5	27.9				30.0 m
34.0 m	28.6	29.5	31.0				22.7	23.4	24.6				34.0 m
38.0 m	25.4	26.2	27.5	29.8			20.3	20.9	21.9	23.7			38.0 m
42.0 m	22.6	23.3	24.4	26.4			18.3	18.9	19.7	21.1			42.0 m
46.0 m	20.2	20.8	21.8	23.5	24.0		16.5	17.1	17.8	19.0	20.4		46.0 m
50.0 m	17.7	18.7	19.5	21.0	22.2	20.1	14.6	15.1	15.9	17.2	18.4		50.0 m
54.0 m	14.4	16.4	17.5	18.8	20.0	19.1	11.3	13.4	14.0	15.2	16.5	17.1	54.0 m
58.0 m	11.8	13.2	15.8	16.9	18.1	17.3	8.6	10.4	12.4	13.5	14.6	15.8	58.0 m
62.0 m	9.8	10.7	12.7	15.3	16.3	15.6	6.3	7.7	10.3	12.0	13.0	14.0	62.0 m
66.0 m				13.6	14.8	14.2	4.6	5.6	7.5	10.7	11.5	12.4	66.0 m
70.0 m					13.6	13.1			5.3	8.7	10.2	11.0	70.0 m
74.0 m											8.9	9.8	74.0 m
78.0 m												8.4	78.0 m
82.0 m													82.0 m
86.0 m													86.0 m

* Ratings according to EN13000.
Ratings shown in ☐ are based on the strength of the boom or other structural components.

dzwigi24.pl

Unit : Metric ton

Luffing Jib lifting capacities

Counterweight : 140 t
Carbody weight : 40 t

Load Radius	Boom Length : 36.0 m												Load Radius
	Jib Length : 24.0 m						Jib Length : 30.0 m						
	Boom Angle						Boom Angle						
	88 deg	86 deg	83 deg	78 deg	73 deg	68 deg	88 deg	86 deg	83 deg	78 deg	73 deg	68 deg	
12.0 m													12.0 m
13.0 m	120.0						117.3						13.0 m
14.0 m	115.2	114.3					112.2						14.0 m
15.0 m	107.5	106.8					105.0	103.1					15.0 m
16.0 m	100.8	100.2					98.9	97.0					16.0 m
17.0 m	93.3	94.6	91.8				93.2	91.4					17.0 m
18.0 m	85.6	89.4	86.9				87.5	86.4					18.0 m
19.0 m	79.1	84.8	82.5				80.8	82.1	79.4				19.0 m
20.0 m	73.5	79.8	78.3				75.1	78.0	75.8				20.0 m
22.0 m	64.3	71.3	70.0	67.4			65.6	70.9	68.9				22.0 m
24.0 m	56.8	63.7	62.9	60.4			58.3	64.0	62.4	59.6			24.0 m
26.0 m	44.8	53.9	56.9	54.6			52.4	57.9	56.4	54.1			26.0 m
28.0 m		41.9	51.9	49.8	47.8		47.5	52.4	51.4	49.3			28.0 m
30.0 m			43.3	45.7	43.8		42.4	47.3	47.2	45.2	43.2		30.0 m
34.0 m					37.5	35.9		32.4	40.5	38.7	37.0		34.0 m
38.0 m						31.3				33.7	32.2	30.7	38.0 m
42.0 m											28.4	27.1	42.0 m
46.0 m													46.0 m
50.0 m													50.0 m
54.0 m													54.0 m
58.0 m													58.0 m
62.0 m													62.0 m
66.0 m													66.0 m
70.0 m													70.0 m
74.0 m													74.0 m
78.0 m													78.0 m
82.0 m													82.0 m
86.0 m													86.0 m

Luffing Jib lifting capacities

Counterweight : 140 t
Carbody weight : 40 t

Load Radius	Boom Length : 36.0 m												Load Radius
	Jib Length : 36.0 m						Jib Length : 42.0 m						
	Boom Angle						Boom Angle						
	88 deg	86 deg	83 deg	78 deg	73 deg	68 deg	88 deg	86 deg	83 deg	78 deg	73 deg	68 deg	
12.0 m													12.0 m
13.0 m													13.0 m
14.0 m													14.0 m
15.0 m	95.0												15.0 m
16.0 m	92.6						80.0						16.0 m
17.0 m	89.6	88.4					77.5						17.0 m
18.0 m	85.4	84.0					75.1						18.0 m
19.0 m	81.3	79.7					72.7	75.8					19.0 m
20.0 m	76.4	75.8					70.3	73.4					20.0 m
22.0 m	66.8	68.9	66.4				65.9	67.0					22.0 m
24.0 m	59.2	63.3	61.4				60.1	61.4	58.9				24.0 m
26.0 m	53.2	57.5	56.0				54.0	56.6	55.1				26.0 m
28.0 m	48.3	52.4	51.0	48.8			48.9	52.1	50.7				28.0 m
30.0 m	44.2	48.1	46.8	44.8			44.8	47.8	46.5	44.1			30.0 m
34.0 m	37.7	40.8	40.1	38.3	36.5		38.2	40.8	39.7	37.9			34.0 m
38.0 m	27.1	31.7	34.9	33.3	31.7	30.2	33.2	35.5	34.5	32.9	31.3		38.0 m
42.0 m			26.8	29.4	27.9	26.6	26.2	29.9	30.4	29.0	27.5	26.1	42.0 m
46.0 m					24.9	23.7		21.0	26.6	25.8	24.5	23.2	46.0 m
50.0 m						21.3				23.2	22.0	20.8	50.0 m
54.0 m											19.9	18.8	54.0 m
58.0 m													58.0 m
62.0 m													62.0 m
66.0 m													66.0 m
70.0 m													70.0 m
74.0 m													74.0 m
78.0 m													78.0 m
82.0 m													82.0 m
86.0 m													86.0 m

* Ratings according to EN13000.
Ratings shown in ☐ are based on the strength of the boom or other structural components.
Ratings enclosed in gray color box in the table require double-drum specifications.

dzwigi24.pl

Unit : Metric ton

Luffing Jib lifting capacities

Counterweight : 140 t
Carbody weight : 40 t

Load Radius	Boom Length : 36.0 m												Load Radius
	Jib Length : 48.0 m						Jib Length : 54.0 m						
	Boom Angle						Boom Angle						
	88 deg	86 deg	83 deg	78 deg	73 deg	68 deg	88 deg	86 deg	83 deg	78 deg	73 deg	68 deg	
12.0 m													12.0 m
13.0 m													13.0 m
14.0 m													14.0 m
15.0 m													15.0 m
16.0 m													16.0 m
17.0 m													17.0 m
18.0 m	64.6												18.0 m
19.0 m	62.6						53.3						19.0 m
20.0 m	60.7						51.8						20.0 m
22.0 m	57.0	59.4					48.7	50.7					22.0 m
24.0 m	53.5	55.7					45.7	47.6					24.0 m
26.0 m	50.2	52.3	52.6				43.0	44.7					26.0 m
28.0 m	47.1	49.1	49.7				40.4	42.0	44.6				28.0 m
30.0 m	44.3	46.1	46.2				38.0	39.5	41.9				30.0 m
34.0 m	38.6	40.9	39.7	37.2			33.7	35.0	37.1	35.8			34.0 m
38.0 m	33.6	35.5	34.5	32.9			30.0	31.1	32.9	32.6			38.0 m
42.0 m	29.7	31.3	30.4	28.9	27.4		26.8	27.8	29.2	28.6	26.2		42.0 m
46.0 m	24.7	27.9	27.1	25.7	24.4	22.7	24.0	25.0	26.3	25.4	24.1		46.0 m
50.0 m	18.1	21.0	24.3	23.1	21.9	20.7	19.9	22.4	23.7	22.8	21.6	19.4	50.0 m
54.0 m				20.9	19.8	18.7	16.7	18.5	21.5	20.6	19.4	18.3	54.0 m
58.0 m					18.0	17.0			17.8	18.7	17.6	16.6	58.0 m
62.0 m						15.5				17.1	16.1	15.1	62.0 m
66.0 m											14.8	13.8	66.0 m
70.0 m													70.0 m
74.0 m													74.0 m
78.0 m													78.0 m
82.0 m													82.0 m
86.0 m													86.0 m

Luffing Jib lifting capacities

Counterweight : 140 t
Carbody weight : 40 t

Load Radius	Boom Length : 36.0 m												Load Radius
	Jib Length : 60.0 m						Jib Length : 66.0 m						
	Boom Angle						Boom Angle						
	88 deg	86 deg	83 deg	78 deg	73 deg	68 deg	88 deg	86 deg	83 deg	78 deg	73 deg	68 deg	
12.0 m													12.0 m
13.0 m													13.0 m
14.0 m													14.0 m
15.0 m													15.0 m
16.0 m													16.0 m
17.0 m													17.0 m
18.0 m													18.0 m
19.0 m													19.0 m
20.0 m													20.0 m
22.0 m	41.3						33.7						22.0 m
24.0 m	38.9	40.5					31.3						24.0 m
26.0 m	36.6	38.1					29.2	30.6					26.0 m
28.0 m	34.4	35.8					27.4	28.5					28.0 m
30.0 m	32.3	33.6	35.7				25.7	26.7					30.0 m
34.0 m	28.6	29.8	31.6				22.8	23.7	25.1				34.0 m
38.0 m	25.4	26.4	28.0	30.4			20.4	21.1	22.3				38.0 m
42.0 m	22.6	23.5	24.9	27.3			18.4	19.0	20.0	21.8			42.0 m
46.0 m	20.2	21.0	22.1	24.3	22.3		16.5	17.2	18.0	19.6			46.0 m
50.0 m	17.3	18.8	19.8	21.6	21.4		14.3	15.2	16.1	17.7	18.8		50.0 m
54.0 m	14.0	16.1	17.8	19.4	19.2	16.6	10.9	13.4	14.3	15.7	17.3		54.0 m
58.0 m	11.2	12.9	16.0	17.4	17.4	16.3	8.0	10.0	12.6	13.9	15.3	13.8	58.0 m
62.0 m	9.1	10.3	12.6	15.7	15.8	14.7	5.7	7.3	10.2	12.3	13.6	13.8	62.0 m
66.0 m				14.1	14.4	13.6		5.0	7.3	11.0	12.0	12.9	66.0 m
70.0 m					13.3	12.3			4.9	9.0	10.7	11.7	70.0 m
74.0 m						11.2				6.0	9.5	10.4	74.0 m
78.0 m												9.2	78.0 m
82.0 m													82.0 m
86.0 m													86.0 m

* Ratings according to EN13000.
Ratings shown in ☐ are based on the strength of the boom or other structural components.

dzwigi24.pl

Unit : Metric ton

Luffing Jib lifting capacities

Counterweight : 140 t
Carbody weight : 40 t

Load Radius	Boom Length : 42.0 m												Load Radius
	Jib Length : 24.0 m						Jib Length : 30.0 m						
	Boom Angle						Boom Angle						
	88 deg	86 deg	83 deg	78 deg	73 deg	68 deg	88 deg	86 deg	83 deg	78 deg	73 deg	68 deg	
12.0 m													12.0 m
13.0 m	120.0						115.8						13.0 m
14.0 m	112.1	109.5					108.1						14.0 m
15.0 m	104.9	102.5					101.3						15.0 m
16.0 m	98.8	96.5					95.5	93.1					16.0 m
17.0 m	93.2	91.0	87.8				90.1	88.0					17.0 m
18.0 m	87.1	86.1	83.3				85.3	83.5					18.0 m
19.0 m	80.4	81.9	79.0				81.1	79.2	76.0				19.0 m
20.0 m	74.6	77.9	75.1				76.2	75.3	72.7				20.0 m
22.0 m	65.2	70.6	68.3				66.5	68.6	66.3				22.0 m
24.0 m	57.8	63.7	62.2	58.5			59.0	63.1	60.8				24.0 m
26.0 m	46.6	57.3	56.2	53.5			52.9	57.5	55.8	52.0			26.0 m
28.0 m		45.0	51.3	48.7	46.2		48.0	52.4	50.8	48.2			28.0 m
30.0 m			47.1	44.7	42.4		43.8	48.1	46.6	44.2			30.0 m
34.0 m				38.3	36.3	34.3		35.8	39.9	37.8	35.7		34.0 m
38.0 m					31.6	29.9				32.9	31.0	29.2	38.0 m
42.0 m						26.3					27.3	25.7	42.0 m
46.0 m												22.9	46.0 m
50.0 m													50.0 m
54.0 m													54.0 m
58.0 m													58.0 m
62.0 m													62.0 m
66.0 m													66.0 m
70.0 m													70.0 m
74.0 m													74.0 m
78.0 m													78.0 m
82.0 m													82.0 m
86.0 m													86.0 m

Luffing Jib lifting capacities

Counterweight : 140 t
Carbody weight : 40 t

Load Radius	Boom Length : 42.0 m												Load Radius
	Jib Length : 36.0 m						Jib Length : 42.0 m						
	Boom Angle						Boom Angle						
	88 deg	86 deg	83 deg	78 deg	73 deg	68 deg	88 deg	86 deg	83 deg	78 deg	73 deg	68 deg	
12.0 m													12.0 m
13.0 m													13.0 m
14.0 m													14.0 m
15.0 m	95.0												15.0 m
16.0 m	92.5						80.3						16.0 m
17.0 m	87.3	85.1					77.8						17.0 m
18.0 m	82.9	81.0					75.4						18.0 m
19.0 m	78.7	76.9					73.0	74.0					19.0 m
20.0 m	74.9	73.1					70.6	71.1					20.0 m
22.0 m	67.7	66.8	63.7				66.2	64.8					22.0 m
24.0 m	60.0	61.3	59.1				60.8	59.5	56.5				24.0 m
26.0 m	53.8	56.6	54.7				54.5	55.1	53.0				26.0 m
28.0 m	48.8	52.0	50.4	46.6			49.4	51.1	49.1				28.0 m
30.0 m	44.6	47.7	46.2	43.7			45.2	47.5	45.7				30.0 m
34.0 m	38.0	40.8	39.5	37.3	35.2		38.5	40.5	39.2	36.4			34.0 m
38.0 m	29.1	34.7	34.4	32.4	30.5		33.5	35.2	34.0	32.1	29.8		38.0 m
42.0 m			30.4	28.6	26.9	25.2	28.1	31.1	30.0	28.2	26.5		42.0 m
46.0 m				25.5	23.9	22.4		23.1	26.7	25.1	23.5	21.8	46.0 m
50.0 m					21.5	20.1				22.5	21.1	19.6	50.0 m
54.0 m											19.1	17.7	54.0 m
58.0 m												16.1	58.0 m
62.0 m													62.0 m
66.0 m													66.0 m
70.0 m													70.0 m
74.0 m													74.0 m
78.0 m													78.0 m
82.0 m													82.0 m
86.0 m													86.0 m

* Ratings according to EN13000.
Ratings shown in ☐ are based on the strength of the boom or other structural components.
Ratings enclosed in gray color box in the table require double-drum specifications.

dzwigi24.pl

Unit : Metric ton

Luffing Jib lifting capacities

Counterweight : 140 t
Carbody weight : 40 t

Load Radius	Boom Length : 42.0 m												Load Radius
	Jib Length : 48.0 m						Jib Length : 54.0 m						
	Boom Angle						Boom Angle						
	88 deg	86 deg	83 deg	78 deg	73 deg	68 deg	88 deg	86 deg	83 deg	78 deg	73 deg	68 deg	
12.0 m													12.0 m
13.0 m													13.0 m
14.0 m													14.0 m
15.0 m													15.0 m
16.0 m													16.0 m
17.0 m													17.0 m
18.0 m	64.9												18.0 m
19.0 m	62.9						53.5						19.0 m
20.0 m	60.9						51.9						20.0 m
22.0 m	57.2	60.0					48.8						22.0 m
24.0 m	53.7	56.3					45.9	48.1					24.0 m
26.0 m	50.4	52.8	50.5				43.1	45.2					26.0 m
28.0 m	47.3	49.6	47.8				40.5	42.4	45.2				28.0 m
30.0 m	44.5	46.3	44.5				38.1	39.9	42.8				30.0 m
34.0 m	38.9	40.6	39.2	35.2			33.8	35.3	37.8				34.0 m
38.0 m	33.8	35.3	34.1	32.1			30.0	31.4	33.5	29.7			38.0 m
42.0 m	29.9	31.1	30.0	28.2	25.4		26.9	28.0	29.7	27.9			42.0 m
46.0 m	26.6	27.7	26.7	25.0	23.4		23.7	25.1	26.4	24.8	21.5		46.0 m
50.0 m	19.5	22.9	24.0	22.5	21.0	18.7	19.6	22.3	23.7	22.2	20.7		50.0 m
54.0 m			20.7	20.3	18.9	17.6	16.3	18.3	21.4	20.0	18.6	15.7	54.0 m
58.0 m				18.5	17.2	16.0		15.0	18.0	18.2	16.9	15.6	58.0 m
62.0 m					15.7	14.6				16.6	15.4	14.2	62.0 m
66.0 m											14.1	13.0	66.0 m
70.0 m												11.8	70.0 m
74.0 m													74.0 m
78.0 m													78.0 m
82.0 m													82.0 m
86.0 m													86.0 m

Luffing Jib lifting capacities

Counterweight : 140 t
Carbody weight : 40 t

Load Radius	Boom Length : 42.0 m												Load Radius
	Jib Length : 60.0 m						Jib Length : 66.0 m						
	Boom Angle						Boom Angle						
	88 deg	86 deg	83 deg	78 deg	73 deg	68 deg	88 deg	86 deg	83 deg	78 deg	73 deg	68 deg	
12.0 m													12.0 m
13.0 m													13.0 m
14.0 m													14.0 m
15.0 m													15.0 m
16.0 m													16.0 m
17.0 m													17.0 m
18.0 m													18.0 m
19.0 m													19.0 m
20.0 m													20.0 m
22.0 m	41.5												22.0 m
24.0 m	39.0	40.8					31.0						24.0 m
26.0 m	36.7	38.4					29.4	30.4					26.0 m
28.0 m	34.5	36.1					27.5	28.9					28.0 m
30.0 m	32.4	34.0	36.4				25.8	27.0					30.0 m
34.0 m	28.7	30.1	32.2				22.9	23.9	25.6				34.0 m
38.0 m	25.5	26.6	28.5	28.6			20.5	21.3	22.7				38.0 m
42.0 m	22.7	23.7	25.3	27.2			18.4	19.1	20.3	22.5			42.0 m
46.0 m	20.3	21.1	22.5	24.4	20.6		16.5	17.3	18.3	20.2			46.0 m
50.0 m	17.0	18.9	20.1	22.0	20.2		13.9	15.3	16.4	18.2	17.2		50.0 m
54.0 m	13.5	16.0	18.0	19.8	18.3	14.8	10.4	13.2	14.5	16.3	17.2		54.0 m
58.0 m	10.8	12.6	16.2	17.9	16.6	14.8	7.6	9.7	12.8	14.4	15.6	12.1	58.0 m
62.0 m	8.6	9.9	12.6	16.1	15.1	13.7	5.2	6.9	10.2	12.7	14.2	12.1	62.0 m
66.0 m			9.6	14.6	13.7	12.6		4.6	7.1	11.3	12.6	11.8	66.0 m
70.0 m				10.9	12.6	11.4			4.6	9.5	11.2	10.8	70.0 m
74.0 m						10.4				6.2	9.9	9.8	74.0 m
78.0 m											8.0	8.8	78.0 m
82.0 m												8.0	82.0 m
86.0 m													86.0 m

* Ratings according to EN13000.
Ratings shown in ☐ are based on the strength of the boom or other structural components.

dzwigi24.pl

Unit : Metric ton

Luffing Jib lifting capacities

Counterweight : 140 t
Carbody weight : 40 t

Load Radius	Boom Length : 48.0 m												Load Radius
	Jib Length : 24.0 m						Jib Length : 30.0 m						
	Boom Angle						Boom Angle						
	88 deg	86 deg	83 deg	78 deg	73 deg	68 deg	88 deg	86 deg	83 deg	78 deg	73 deg	68 deg	
12.0 m													12.0 m
13.0 m	115.5						111.3						13.0 m
14.0 m	107.8	105.0					104.1						14.0 m
15.0 m	101.1	98.6					97.9						15.0 m
16.0 m	95.4	92.8					92.2	89.5					16.0 m
17.0 m	90.1	87.6					87.1	84.9					17.0 m
18.0 m	85.3	83.1	79.3				82.7	80.4					18.0 m
19.0 m	81.2	78.9	75.7				78.6	76.4					19.0 m
20.0 m	75.8	75.1	72.0				74.8	72.7	69.2				20.0 m
22.0 m	66.1	68.5	65.7				67.4	66.5	63.6				22.0 m
24.0 m	58.5	63.0	60.3	55.4			59.7	61.0	58.4				24.0 m
26.0 m	48.2	57.3	55.5	51.9			53.5	56.4	54.1				26.0 m
28.0 m		47.8	50.6	47.6			48.5	52.0	50.1	45.6			28.0 m
30.0 m			46.5	43.7	40.6		44.2	47.7	46.0	43.1			30.0 m
34.0 m				37.4	35.0			38.3	39.3	36.8	34.0		34.0 m
38.0 m					30.4	28.4			33.3	32.0	29.8		38.0 m
42.0 m						25.0				28.2	26.2	24.3	42.0 m
46.0 m											23.4	21.6	46.0 m
50.0 m												19.4	50.0 m
54.0 m													54.0 m
58.0 m													58.0 m
62.0 m													62.0 m
66.0 m													66.0 m
70.0 m													70.0 m
74.0 m													74.0 m
78.0 m													78.0 m
82.0 m													82.0 m
86.0 m													86.0 m

Luffing Jib lifting capacities

Counterweight : 140 t
Carbody weight : 40 t

Load Radius	Boom Length : 48.0 m												Load Radius
	Jib Length : 36.0 m						Jib Length : 42.0 m						
	Boom Angle						Boom Angle						
	88 deg	86 deg	83 deg	78 deg	73 deg	68 deg	88 deg	86 deg	83 deg	78 deg	73 deg	68 deg	
12.0 m													12.0 m
13.0 m													13.0 m
14.0 m													14.0 m
15.0 m	94.5												15.0 m
16.0 m	89.3												16.0 m
17.0 m	84.7						78.2						17.0 m
18.0 m	80.3	77.6					75.7						18.0 m
19.0 m	76.3	74.1					73.3						19.0 m
20.0 m	72.6	70.8					70.7	67.9					20.0 m
22.0 m	66.5	64.6	61.1				64.5	62.6					22.0 m
24.0 m	60.7	59.3	56.7				59.2	57.5	54.1				24.0 m
26.0 m	54.4	55.0	52.6				55.0	53.3	50.9				26.0 m
28.0 m	49.2	51.1	48.8				49.9	49.5	47.2				28.0 m
30.0 m	45.0	47.4	45.4	41.0			45.6	46.1	44.0				30.0 m
34.0 m	38.3	40.5	38.9	36.3			38.8	40.4	38.8	34.4			34.0 m
38.0 m	30.8	35.2	33.8	31.5	28.9		33.7	35.1	33.7	31.4			38.0 m
42.0 m			29.9	27.8	25.8		29.7	31.0	29.7	27.6	24.5		42.0 m
46.0 m				24.7	22.9	20.9		25.0	26.5	24.5	22.7	19.7	46.0 m
50.0 m					20.5	18.9				22.0	20.3	18.7	50.0 m
54.0 m						17.1					18.3	16.8	54.0 m
58.0 m												15.2	58.0 m
62.0 m												13.9	62.0 m
66.0 m													66.0 m
70.0 m													70.0 m
74.0 m													74.0 m
78.0 m													78.0 m
82.0 m													82.0 m
86.0 m													86.0 m

* Ratings according to EN13000.
Ratings shown in ☐ are based on the strength of the boom or other structural components.
Ratings enclosed in gray color box in the table require double-drum specifications.

dzwigi24.pl

Unit : Metric ton

Luffing Jib lifting capacities

Counterweight : 140 t
Carbody weight : 40 t

Load Radius	Boom Length : 48.0 m												Load Radius
	Jib Length : 48.0 m						Jib Length : 54.0 m						
	Boom Angle						Boom Angle						
	88 deg	86 deg	83 deg	78 deg	73 deg	68 deg	88 deg	86 deg	83 deg	78 deg	73 deg	68 deg	
12.0 m													12.0 m
13.0 m													13.0 m
14.0 m													14.0 m
15.0 m													15.0 m
16.0 m													16.0 m
17.0 m													17.0 m
18.0 m	65.1												18.0 m
19.0 m	63.1												19.0 m
20.0 m	61.2						52.1						20.0 m
22.0 m	57.4	60.0					49.0						22.0 m
24.0 m	53.9	56.2					46.1	48.6					24.0 m
26.0 m	50.6	51.9	48.4				43.3	45.7					26.0 m
28.0 m	47.5	48.1	45.9				40.6	42.9	43.2				28.0 m
30.0 m	44.7	44.8	42.7				38.2	40.3	41.7				30.0 m
34.0 m	39.2	39.6	37.7	33.2			33.9	35.6	36.5				34.0 m
38.0 m	34.1	35.0	33.4	30.6			30.1	31.6	32.3	27.9			38.0 m
42.0 m	30.1	30.8	29.5	27.3	23.4		26.9	28.2	28.8	26.6			42.0 m
46.0 m	26.5	27.4	26.3	24.3	22.5		23.6	25.3	26.0	23.9	19.7		46.0 m
50.0 m	20.6	24.6	23.6	21.8	20.1	16.7	19.4	22.4	23.3	21.5	19.5		50.0 m
54.0 m			21.3	19.7	18.1	16.5	15.9	18.2	21.1	19.4	17.6	13.9	54.0 m
58.0 m				17.9	16.4	15.0		14.8	18.2	17.6	16.0	13.9	58.0 m
62.0 m					15.0	13.6				16.0	14.6	13.2	62.0 m
66.0 m						12.5					13.4	12.1	66.0 m
70.0 m												11.0	70.0 m
74.0 m													74.0 m
78.0 m													78.0 m
82.0 m													82.0 m
86.0 m													86.0 m

Luffing Jib lifting capacities

Counterweight : 140 t
Carbody weight : 40 t

Load Radius	Boom Length : 48.0 m												Load Radius
	Jib Length : 60.0 m						Jib Length : 66.0 m						
	Boom Angle						Boom Angle						
	88 deg	86 deg	83 deg	78 deg	73 deg	68 deg	88 deg	86 deg	83 deg	78 deg	73 deg	68 deg	
12.0 m													12.0 m
13.0 m													13.0 m
14.0 m													14.0 m
15.0 m													15.0 m
16.0 m													16.0 m
17.0 m													17.0 m
18.0 m													18.0 m
19.0 m													19.0 m
20.0 m													20.0 m
22.0 m	41.6												22.0 m
24.0 m	39.1						31.2						24.0 m
26.0 m	36.8	38.8					29.5						26.0 m
28.0 m	34.6	36.5					27.6	29.2					28.0 m
30.0 m	32.5	34.3	37.1				25.9	27.4					30.0 m
34.0 m	28.8	30.3	32.8				22.9	24.1	26.1				34.0 m
38.0 m	25.5	26.9	29.0				20.5	21.5	23.1				38.0 m
42.0 m	22.7	23.9	25.8	23.7			18.5	19.3	20.7	22.4			42.0 m
46.0 m	20.3	21.3	22.9	23.0			16.5	17.4	18.6	20.8			46.0 m
50.0 m	16.7	19.0	20.4	20.8	16.7		13.6	15.4	16.7	18.7			50.0 m
54.0 m	13.2	15.9	18.3	18.8	16.7		10.1	13.1	14.7	16.8	13.7		54.0 m
58.0 m	10.3	12.4	16.5	17.2	15.3	11.5	7.1	9.5	13.0	14.8	13.7		58.0 m
62.0 m	8.1	9.6	12.7	15.7	13.9	11.5	4.7	6.6	10.3	13.1	13.2	9.2	62.0 m
66.0 m			9.6	14.4	13.0	11.4			7.1	11.6	12.0	9.2	66.0 m
70.0 m				11.5	11.9	10.4			4.4	10.1	11.0	9.2	70.0 m
74.0 m					10.8	9.5				6.6	10.0	8.5	74.0 m
78.0 m						8.6					9.2	7.8	78.0 m
82.0 m												7.1	82.0 m
86.0 m													86.0 m

* Ratings according to EN13000.
Ratings shown in [ ] are based on the strength of the boom or other structural components.

dzwigi24.pl

Unit : Metric ton

Luffing Jib lifting capacities

Counterweight : 140 t
Carbody weight : 40 t

Load Radius	Boom Length : 54.0 m												Load Radius
	Jib Length : 24.0 m						Jib Length : 30.0 m						
	Boom Angle						Boom Angle						
	88 deg	86 deg	83 deg	78 deg	73 deg	68 deg	88 deg	86 deg	83 deg	78 deg	73 deg	68 deg	
12.0 m													12.0 m
13.0 m	110.9												13.0 m
14.0 m	103.8						100.2						14.0 m
15.0 m	97.6	94.4					94.3						15.0 m
16.0 m	92.0	89.1					89.0						16.0 m
17.0 m	87.0	84.4					84.3	81.2					17.0 m
18.0 m	82.7	80.0					80.0	77.4					18.0 m
19.0 m	78.6	76.0	71.9				76.0	73.5					19.0 m
20.0 m	74.9	72.4	69.0				72.4	70.3					20.0 m
22.0 m	67.0	66.2	62.9				66.4	64.1	60.2				22.0 m
24.0 m	59.2	60.9	57.8				60.4	58.9	55.9				24.0 m
26.0 m	49.7	56.4	53.6	48.1			54.1	54.7	51.9				26.0 m
28.0 m	37.6	50.6	49.8	45.5			48.9	50.9	48.1	42.9			28.0 m
30.0 m		38.2	45.8	42.4			44.6	47.3	44.9	41.1			30.0 m
34.0 m				36.3	32.8			40.3	38.7	35.8			34.0 m
38.0 m					29.1	26.1			33.7	31.0	27.7		38.0 m
42.0 m					25.6	23.5				27.4	25.0	21.9	42.0 m
46.0 m						20.9					22.3	20.2	46.0 m
50.0 m												18.1	50.0 m
54.0 m													54.0 m
58.0 m													58.0 m
62.0 m													62.0 m
66.0 m													66.0 m
70.0 m													70.0 m
74.0 m													74.0 m
78.0 m													78.0 m
82.0 m													82.0 m
86.0 m													86.0 m

Luffing Jib lifting capacities

Counterweight : 140 t
Carbody weight : 40 t

Load Radius	Boom Length : 54.0 m												Load Radius
	Jib Length : 36.0 m						Jib Length : 42.0 m						
	Boom Angle						Boom Angle						
	88 deg	86 deg	83 deg	78 deg	73 deg	68 deg	88 deg	86 deg	83 deg	78 deg	73 deg	68 deg	
12.0 m													12.0 m
13.0 m													13.0 m
14.0 m													14.0 m
15.0 m	91.1												15.0 m
16.0 m	86.2												16.0 m
17.0 m	81.8						76.0						17.0 m
18.0 m	77.6	74.6					74.6						18.0 m
19.0 m	73.8	71.6					71.5						19.0 m
20.0 m	70.6	68.2					68.5	65.3					20.0 m
22.0 m	64.5	62.3					62.5	60.4					22.0 m
24.0 m	59.3	57.2	53.5				57.5	55.5					24.0 m
26.0 m	55.0	53.2	50.4				53.4	51.5	47.7				26.0 m
28.0 m	49.7	49.4	46.8				49.6	47.9	45.3				28.0 m
30.0 m	45.4	46.1	43.6				46.0	44.6	42.2				30.0 m
34.0 m	38.6	40.1	38.3	33.6			39.1	39.5	37.2	32.2			34.0 m
38.0 m	32.3	34.9	33.3	30.6	26.6		33.9	34.6	32.9	29.8			38.0 m
42.0 m			29.3	26.9	24.5		29.9	30.5	29.0	26.5	22.3		42.0 m
46.0 m				23.9	21.7	18.6		26.8	25.8	23.5	21.3		46.0 m
50.0 m					19.5	17.6			23.2	21.1	19.1	15.5	50.0 m
54.0 m						15.8				19.1	17.2	15.4	54.0 m
58.0 m						14.4					15.6	13.9	58.0 m
62.0 m												12.6	62.0 m
66.0 m													66.0 m
70.0 m													70.0 m
74.0 m													74.0 m
78.0 m													78.0 m
82.0 m													82.0 m
86.0 m													86.0 m

* Ratings according to EN13000.
Ratings shown in ☐ are based on the strength of the boom or other structural components.
Ratings enclosed in gray color box in the table require double-drum specifications.

dzwigi24.pl

Unit : Metric ton

Luffing Jib lifting capacities

Counterweight : 140 t
Carbody weight : 40 t

Load Radius	Boom Length : 54.0 m												Load Radius
	Jib Length : 48.0 m						Jib Length : 54.0 m						
	Boom Angle						Boom Angle						
	88 deg	86 deg	83 deg	78 deg	73 deg	68 deg	88 deg	86 deg	83 deg	78 deg	73 deg	68 deg	
12.0 m													12.0 m
13.0 m													13.0 m
14.0 m													14.0 m
15.0 m													15.0 m
16.0 m													16.0 m
17.0 m													17.0 m
18.0 m	64.2												18.0 m
19.0 m	63.2												19.0 m
20.0 m	61.5						52.3						20.0 m
22.0 m	57.7	57.8					49.2						22.0 m
24.0 m	54.1	54.2					46.2	49.1					24.0 m
26.0 m	50.8	50.1					43.4	46.1					26.0 m
28.0 m	47.7	46.5	42.7				40.8	43.3					28.0 m
30.0 m	44.8	43.4	41.2				38.3	40.7	38.3				30.0 m
34.0 m	39.5	38.4	36.1				34.0	36.0	34.9				34.0 m
38.0 m	34.3	34.1	32.1	27.3			30.2	31.9	30.9	26.1			38.0 m
42.0 m	30.3	30.5	28.7	26.0			27.0	28.5	27.6	25.0			42.0 m
46.0 m	26.4	27.2	25.8	23.4	18.9		23.5	25.5	25.2	22.4			46.0 m
50.0 m	21.6	24.4	23.1	21.1	18.8		19.2	22.6	22.8	20.2	15.8		50.0 m
54.0 m			20.9	19.0	17.0	13.0	15.7	18.2	20.7	18.4	15.8		54.0 m
58.0 m				17.3	15.5	13.0		14.7	18.6	16.8	14.6	10.6	58.0 m
62.0 m					14.1	12.5				15.4	13.6	10.6	62.0 m
66.0 m						11.4				14.2	12.4	10.6	66.0 m
70.0 m						10.5					11.4	9.6	70.0 m
74.0 m												8.8	74.0 m
78.0 m													78.0 m
82.0 m													82.0 m
86.0 m													86.0 m

Luffing Jib lifting capacities

Counterweight : 140 t
Carbody weight : 40 t

Load Radius	Boom Length : 54.0 m												Load Radius
	Jib Length : 60.0 m						Jib Length : 66.0 m						
	Boom Angle						Boom Angle						
	88 deg	86 deg	83 deg	78 deg	73 deg	68 deg	88 deg	86 deg	83 deg	78 deg	73 deg	68 deg	
12.0 m													12.0 m
13.0 m													13.0 m
14.0 m													14.0 m
15.0 m													15.0 m
16.0 m													16.0 m
17.0 m													17.0 m
18.0 m													18.0 m
19.0 m													19.0 m
20.0 m													20.0 m
22.0 m	41.7												22.0 m
24.0 m	39.3						31.3						24.0 m
26.0 m	36.9	39.2					29.7						26.0 m
28.0 m	34.7	36.8					27.7	29.6					28.0 m
30.0 m	32.6	34.6					26.0	27.7					30.0 m
34.0 m	28.9	30.6	32.2				23.0	24.4	26.7				34.0 m
38.0 m	25.6	27.1	29.6				20.6	21.7	23.6				38.0 m
42.0 m	22.8	24.1	26.2	22.0			18.5	19.4	21.0				42.0 m
46.0 m	20.3	21.5	23.3	21.6			16.6	17.5	18.9	18.3			46.0 m
50.0 m	16.5	19.2	20.8	19.4	14.9		13.3	15.5	17.0	18.3			50.0 m
54.0 m	12.9	15.9	18.6	17.6	14.9		9.7	13.0	15.0	16.6	12.1		54.0 m
58.0 m	10.0	12.3	16.7	16.0	13.8		6.8	9.4	13.2	15.0	12.1		58.0 m
62.0 m	7.6	9.3	12.9	14.6	12.9	8.6		6.4	10.5	13.6	11.9	7.4	62.0 m
66.0 m			9.6	13.7	11.7	8.6			7.1	12.0	10.8	7.4	66.0 m
70.0 m				12.3	10.7	8.6				10.6	9.8	7.4	70.0 m
74.0 m					9.8	8.1				7.1	8.9	7.2	74.0 m
78.0 m						7.4					8.1	6.4	78.0 m
82.0 m											6.4	5.8	82.0 m
86.0 m												5.2	86.0 m

* Ratings according to EN13000.
Ratings shown in ☐ are based on the strength of the boom or other structural components.
Ratings enclosed in gray color box in the table require double-drum specifications.

dzwigi24.pl

Unit : Metric ton

Luffing Jib lifting capacities

Counterweight : 140 t
Carbody weight : 40 t

Load Radius	Boom Length : 60.0 m												Load Radius
	Jib Length : 24.0 m						Jib Length : 30.0 m						
	Boom Angle						Boom Angle						
	88 deg	86 deg	83 deg	78 deg	73 deg	68 deg	88 deg	86 deg	83 deg	78 deg	73 deg	68 deg	
12.0 m													12.0 m
13.0 m													13.0 m
14.0 m	97.9						96.4						14.0 m
15.0 m	92.4	90.4					90.9						15.0 m
16.0 m	87.4	85.5					85.8						16.0 m
17.0 m	82.9	81.1					81.4	77.9					17.0 m
18.0 m	78.8	76.9					77.3	74.4					18.0 m
19.0 m	75.1	73.1					73.5	71.0					19.0 m
20.0 m	71.7	69.9	65.2				70.4	67.7					20.0 m
22.0 m	65.7	63.9	60.2				64.3	61.8	57.4				22.0 m
24.0 m	59.9	58.8	55.3				59.2	56.8	53.7				24.0 m
26.0 m	51.1	54.6	51.3				54.7	52.8	49.6				26.0 m
28.0 m	39.1	50.9	47.7	41.9			49.4	49.1	46.1				28.0 m
30.0 m		41.1	44.6	40.2			45.0	45.9	43.0	37.4			30.0 m
34.0 m				35.3	30.2		31.9	40.3	38.1	34.0			34.0 m
38.0 m				30.6	27.8				33.3	30.2	25.3		38.0 m
42.0 m					24.4	17.7				26.6	24.0		42.0 m
46.0 m						15.5					21.3	17.3	46.0 m
50.0 m												17.0	50.0 m
54.0 m												15.3	54.0 m
58.0 m													58.0 m
62.0 m													62.0 m
66.0 m													66.0 m
70.0 m													70.0 m
74.0 m													74.0 m
78.0 m													78.0 m
82.0 m													82.0 m
86.0 m													86.0 m

Luffing Jib lifting capacities

Counterweight : 140 t
Carbody weight : 40 t

Load Radius	Boom Length : 60.0 m												Load Radius
	Jib Length : 36.0 m						Jib Length : 42.0 m						
	Boom Angle						Boom Angle						
	88 deg	86 deg	83 deg	78 deg	73 deg	68 deg	88 deg	86 deg	83 deg	78 deg	73 deg	68 deg	
12.0 m													12.0 m
13.0 m													13.0 m
14.0 m													14.0 m
15.0 m	83.6												15.0 m
16.0 m	81.9												16.0 m
17.0 m	79.0						69.6						17.0 m
18.0 m	75.0						68.4						18.0 m
19.0 m	71.7	68.1					67.1						19.0 m
20.0 m	68.3	65.7					65.7	62.8					20.0 m
22.0 m	62.5	60.0					60.6	58.2					22.0 m
24.0 m	57.5	55.5	51.1				55.8	53.8					24.0 m
26.0 m	53.5	51.3	48.2				51.9	49.7	45.5				26.0 m
28.0 m	49.8	47.7	44.8				48.2	46.2	43.3				28.0 m
30.0 m	45.8	44.5	42.0				45.0	43.1	40.6				30.0 m
34.0 m	38.9	39.5	36.9	31.5			39.4	38.2	35.7	30.1			34.0 m
38.0 m	33.1	34.8	32.9	29.2			34.2	34.0	31.7	28.0			38.0 m
42.0 m		27.8	29.0	26.2	21.4		30.1	30.4	28.4	25.3			42.0 m
46.0 m				23.3	20.8			27.1	25.5	22.8	18.0		46.0 m
50.0 m				20.9	18.6	14.6			22.9	20.5	17.9		50.0 m
54.0 m					16.8	14.6				18.5	16.2	11.9	54.0 m
58.0 m						13.4					14.8	11.9	58.0 m
62.0 m												11.6	62.0 m
66.0 m												10.6	66.0 m
70.0 m													70.0 m
74.0 m													74.0 m
78.0 m													78.0 m
82.0 m													82.0 m
86.0 m													86.0 m

* Ratings according to EN13000.
Ratings shown in ☐ are based on the strength of the boom or other structural components.
Ratings enclosed in gray color box in the table require double-drum specifications.

dzwigi24.pl

Unit : Metric ton

Luffing Jib lifting capacities

Counterweight : 140 t
Carbody weight : 40 t

Load Radius	Boom Length : 60.0 m												Load Radius
	Jib Length : 48.0 m						Jib Length : 54.0 m						
	Boom Angle						Boom Angle						
	88 deg	86 deg	83 deg	78 deg	73 deg	68 deg	88 deg	86 deg	83 deg	78 deg	73 deg	68 deg	
12.0 m													12.0 m
13.0 m													13.0 m
14.0 m													14.0 m
15.0 m													15.0 m
16.0 m													16.0 m
17.0 m													17.0 m
18.0 m	59.6												18.0 m
19.0 m	58.8												19.0 m
20.0 m	57.8						50.1						20.0 m
22.0 m	55.9	55.6					48.7						22.0 m
24.0 m	53.9	52.3					46.4	49.4					24.0 m
26.0 m	50.5	48.3					43.6	46.6					26.0 m
28.0 m	46.9	44.9	40.8				40.9	43.5					28.0 m
30.0 m	43.7	42.2	39.4				38.5	40.9	36.5				30.0 m
34.0 m	38.8	37.1	34.6				34.1	35.9	33.4				34.0 m
38.0 m	34.5	33.0	30.7	25.4			30.3	31.8	29.6				38.0 m
42.0 m	30.5	29.6	27.4	24.4			27.0	28.5	26.7	21.3			42.0 m
46.0 m	26.5	26.9	25.1	21.9	17.0		23.5	25.7	24.1	20.9			46.0 m
50.0 m	22.1	24.1	22.7	19.8	17.0		19.1	22.9	21.8	18.9	14.0		50.0 m
54.0 m			20.5	18.0	15.4	11.0	15.5	18.4	19.9	17.1	14.0		54.0 m
58.0 m				16.5	14.0	11.0		14.7	18.2	15.6	13.4	8.7	58.0 m
62.0 m				15.2	13.1	10.9			15.0	14.3	12.2	8.7	62.0 m
66.0 m					12.0	9.9				13.4	11.1	8.7	66.0 m
70.0 m						9.0					10.2	8.2	70.0 m
74.0 m												7.4	74.0 m
78.0 m												6.7	78.0 m
82.0 m													82.0 m
86.0 m													86.0 m

Luffing Jib lifting capacities

Counterweight : 140 t
Carbody weight : 40 t

Load Radius	Boom Length : 60.0 m												Load Radius
	Jib Length : 60.0 m						Jib Length : 66.0 m						
	Boom Angle						Boom Angle						
	88 deg	86 deg	83 deg	78 deg	73 deg	68 deg	88 deg	86 deg	83 deg	78 deg	73 deg	68 deg	
12.0 m													12.0 m
13.0 m													13.0 m
14.0 m													14.0 m
15.0 m													15.0 m
16.0 m													16.0 m
17.0 m													17.0 m
18.0 m													18.0 m
19.0 m													19.0 m
20.0 m													20.0 m
22.0 m	39.1												22.0 m
24.0 m	38.1						30.6						24.0 m
26.0 m	37.1	39.6					29.8						26.0 m
28.0 m	34.8	37.2					27.9	30.0					28.0 m
30.0 m	32.7	35.0					26.1	28.0					30.0 m
34.0 m	29.0	30.9	30.6				23.1	24.6	27.3				34.0 m
38.0 m	25.7	27.4	28.6				20.6	21.9	24.0				38.0 m
42.0 m	22.8	24.3	25.8	20.3			18.5	19.6	21.4				42.0 m
46.0 m	20.4	21.6	23.2	20.1			16.6	17.7	19.2	16.7			46.0 m
50.0 m	16.4	19.3	21.0	18.1			13.2	15.6	17.3	16.7			50.0 m
54.0 m	12.7	16.0	18.9	16.3	11.5		9.5	13.1	15.2	15.3			54.0 m
58.0 m	9.7	12.3	16.9	14.8	11.5		6.4	9.3	13.5	13.8	9.1		58.0 m
62.0 m	7.3	9.2	13.2	13.8	11.5	6.8		6.2	10.8	12.9	9.1		62.0 m
66.0 m			9.7	12.7	10.4	6.8			7.2	11.7	9.1	4.8	66.0 m
70.0 m				11.6	9.5	6.8				10.7	8.6	4.8	70.0 m
74.0 m					8.7	6.7				7.8	7.7	4.8	74.0 m
78.0 m					7.9	6.0					7.0	4.8	78.0 m
82.0 m											6.3	4.5	82.0 m
86.0 m													86.0 m

* Ratings according to EN13000.
Ratings shown in [ ] are based on the strength of the boom or other structural components.

dzwigi24.pl

NOTES

NOTES

dzwigi24.pl

Note : This catalog may contain photographs of machines with specifications, attachments and optional equipment not certified for operation in your country. Please consult KOBELCO for those items you may require. Due to our policy of continual product improvements all designs and specifications are subject to change without advance notice.

Copyright by KOBELCO CONSTRUCTION MACHINERY CO., LTD. No part of this catalog may be reproduced in any manner without notice.

KOBELCO CONSTRUCTION MACHINERY CO., LTD.

5-15, Kitashinagawa 5-chome, Shinagawa-ku,Tokyo 141-8626 JAPAN
Tel : +81-3-5789-2121 Fax : +81-3-5789-3372
URL : https://www.kobelcocm-global.com/

Inquiries To :

KOBELCO is the corporate mark used by Kobe Steel on a variety of products and in the names of a number of Kobe Steel Group companies.

Bulletin No. CKS3000_STANDARD_SPEC_NR S171001