

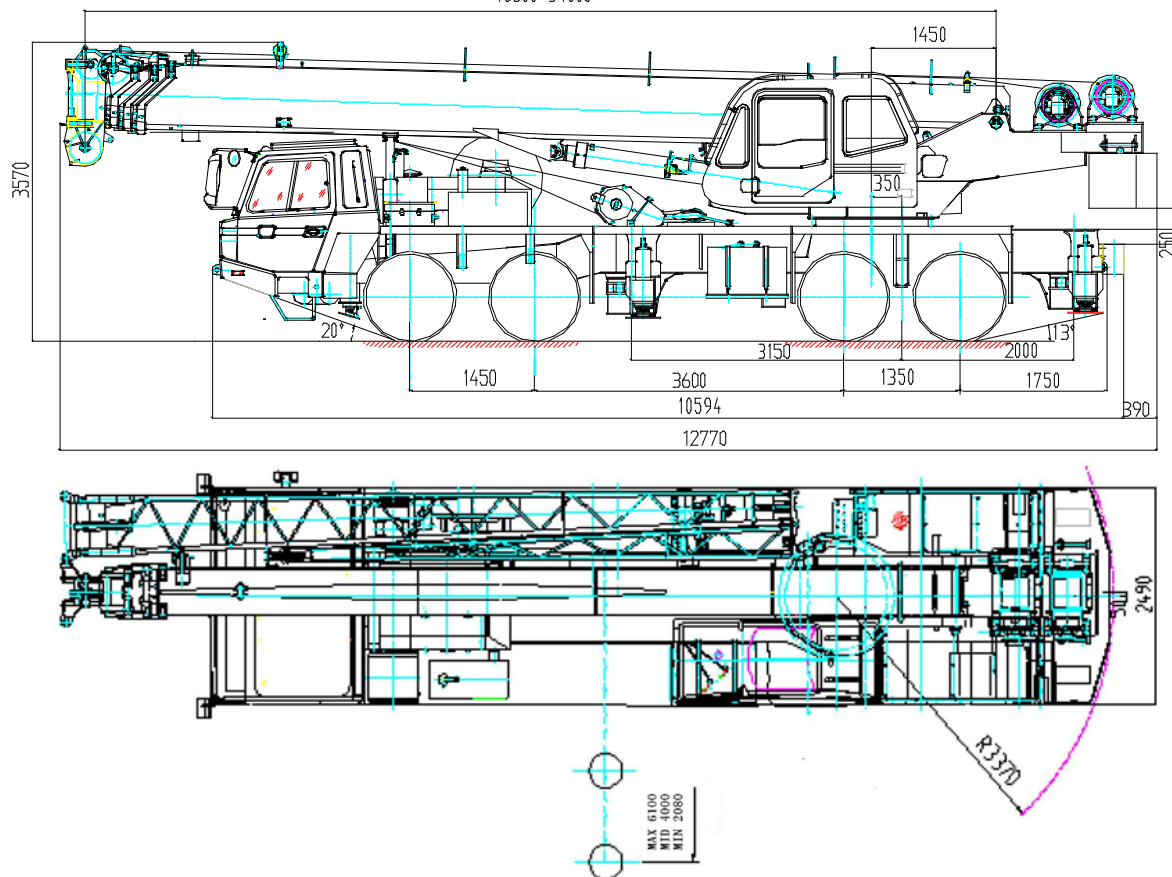
**BQ.TADANO****GT-350E-2**

Crane Capacity:35,000kg at 3.0m

Euro-3

**Hydraulic Truck Crane****Dimensions**

10600~34000

**DIMENSIONS**

Overall length:	12,770mm
Overall width:	2,490mm
Overall height:	3,570mm

**WEIGHT**

Gross Vehicle Weight :	33,800 kg
Front axle weight :	11,950 kg
Rear axle weight :	21,850 kg

**PERFORMANCE**

Max. traveling speed :	74km/h
Gradeability(tan $\theta$ ) :	46%
Min. Turning radius :	11m(at center of extreme outer tire)

**dzwigi24.pl**

## 1.SUPERSTRUCTURESPECIFICATIONS

### BOOM

4-section full power partially synchronized telescoping boom of hexagonal box construction.

Fully retracted length -----10.6 m

Fully extended length ----- 34 m

Extension speed ----- 23.4 m in 127s

### JIB

2-staged boom extension type. Triple offset (5°/25°/45°) type. Stored beside base boom section. Single sheave at jib head.

Length --- 8.8 m, 15.2m

### SINGLE TOP

Mounted to main boom head for single line work.

### ELEVATION

By a double-acting hydraulic cylinder, fitted with holding valve.

Elevation speed -----2°-80°in /62s

### HOIST--Main winch

Variable speed type with grooved drum driven by hydraulic axial piston motor through winch speed reducer.

Single line pull -----31.2kN (3,190 kg)

Single .line speed ----118m/min (at the 4th layer)

Diameter-----16mm

Length-----.190m

### HOIST-Auxiliary winch

Variable speed type with grooved drum driven by hydraulic axial piston motor through winch speed reducer.

Single line pull -----34.3 kN (3,500kg )

Single line speed -----102 m/min (at the 2nd layer)

Diameter. -----16 mm

Length-----110 m

### SWING

Hydraulic axial piston motor driven through planetary speed reducer. Continuous 360 ° full circle swing on ball bearing slew ring. Automatic Speed reduction and soft stop function.

Swing speed -----2.5r /min

### HYDRAULIC SYSTEM

Pumps----Quadruple gear pumps driven by carrier engine through P.T.O.

Control valves-----Multiple valves actuated by pilot pressure with integral pressure relief valves.

Circuit-----Equipped with air cooled type oil cooler. Oil pressure appears on AML display for main circuit.

Oil tank capacity-----approx. 527liters

Filters -----Return line filter

### CAB AND CONTROLS

By 4 control levers for swing, boom hoist, main winch, boom telescoping or auxiliary winch with 2 control pedals for boom hoist, boom telescoping based on ISO standard layout. Control lever stands can change neutral positions and tilt for easy access to cab.

Steel construction with sliding door access and tinted safety glass windows opening at side, and operator's 5 way adjustable seat with headrest and armrest.

### OUTRIGGER

4-hydraulically operated H-type outriggers. Each outrigger controlled simultaneously or independently from either side of carrier. Equipped with sight level gauge. Floats mounted integrally with the jacks retract to within vehicle width. All cylinders fitted with pilot check valves. Crane operation with different extended length of each other.

Equipped with extension width detector for each outrigger.

Extended width

Fully -----6,100 mm

Middle -----4,000mm

Minimum---2,080mm

Float size (Diameter) -----400 mm

#### **TADANO Automatic Moment Limiter**

Main unit in crane cab gives audible and visual warning of approach to overload.

Automatically cuts out crane motions before overload. With working range (load radius and / or boom angle and / or tip height and / or swing range) limit function.

Nine functions are constantly displayed.

Either moment as percentage or main hydraulic pressure

Either boom angle or moment %

Either boom length or potential hook height

Either actual load radius or swing angle

Actual hook load

Permissible load

Either jib offset angle or number of parts of line of rope

Boom position indicator

Outrigger position indicator

#### **FRONT JACK**

Front outrigger mounted to the front frame of carrier to permit 360°lifting capabilities.

Hydraulic cylinder fitted with pilot check valve. Equipped with front jack extension detector.

Float size (Diameter) -----260 mm

#### **COUNTERWEIGHT**

Integral with swing frame

weight-----4,100 kg

**dzwigi24.pl**

**2. CARRIER SPECIFICATIONS**

**MANUFACTURER**

JING CHENG HEAVY INDUSTRY

**MODEL**

Type: Euro-3

Model: BCW5361JQZ

**ENGINE**

Emission	Euro-3
Spec. No.	GT-350E-2-B0102
Model	ISLE+325
Type	4 cycle, turbo charged, 6 cylinder in line, direct injection, water cooled diesel engine.
Displacement	8.9 L
Max. output	239/2100 kW/r/min
Max. torque	1425/1200-1400N·m/r/min

**TRANSMISSION**

Model: 9JS150T-B

9 forward and 1 reverse speeds

**TIRES**

Front: 11.00R20 single×4

Rear: 11.00R20 double×4

Spare:1100R20×1

Tire quantity: 13

**SELECTION SYSTEM**

24V

**FUEL TANK CAPACITY**

300 liters

**EQUIPMENT**

**For Superstructure Standard Equipment**

3.5 ton hook

35 ton hook

3 working lights

External lamp (AML)

Cable follower

Sun visor

Sun shade

Cab floor mat

Air conditioner

**For carrier Standard Equipment**

Windshield wiper

AM /FM radio

Car heater

Speedometer

Sun visor

Spare tire

Floor mat

Tachometer

Low air pressure warning buzzer

Back-up alarm

Air filter warning light

Towing hook (Front and rear, Eye type)

Ashtray

Cigarette lighter

Safety belt

Cruise control

Inter-wheel differential

Inter-axial differential

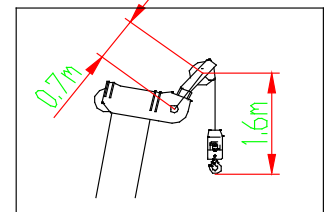
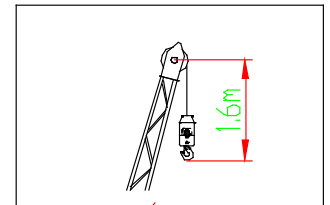
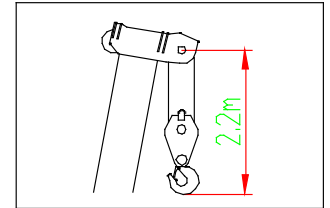
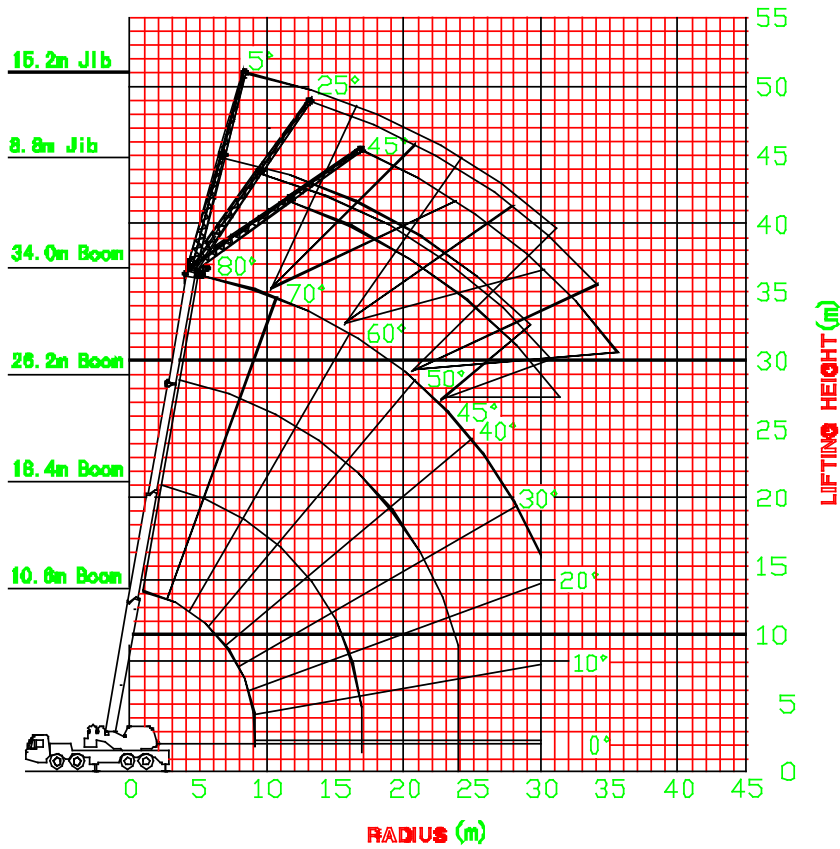
Fuel tank cap with lock key

Coolant level warning light

Air conditioner(hot water cab heater and cooler)

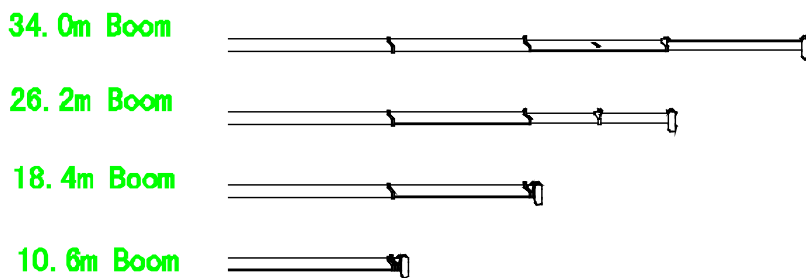
PTO hour meter

**GT-350E-2 WORKING RANGE**



[dzwigi24.pl](http://dzwigi24.pl)

**Boom Length**



**NOTE:**

The above lifting height and boom angle are based on a straight (unload) boom, and allowance should be made for boom deflection obtained under laden conditions.

Unit : kg

Outriggers fully extended 6.1m				
Load radius (m)	10.6m boom	18.4m boom	26.2m boom	34.0m boom
3.0	35,000	19,000		
3.5	33,000	19,000		
4.0	28,200	19,000	14,000	
4.5	25,000	19,000	14,000	
5.0	22,500	19,000	14,000	
5.5	20,000	19,000	14,000	
6.0	18,000	17,600	14,000	9,000
6.5	16,000	16,000	14,000	9,000
7.0	15,000	14,700	13,100	9,000
8.0	12,500	12,400	11,500	9,000
9.0	9,700	10,100	10,000	8,200
10.0		8,300	8,800	7,500
12.0		5,800	6,600	6,400
14.0		4,000	4,800	5,200
16.0		2,800	3,600	4,000
18.0			2,700	3,100
20.0			2,000	2,400
22.0			1,500	1,800
24.0			1,100	1,400
26.0				1,000
28.0				700
30.0				500

dzwigi24.pl

Unit : kg

Outriggers extended to middle 4.0m				
Load radius (m)	10.6m boom	18.4m boom	26.2m boom	34.0m boom
3.0	30,000	19,000		
3.5	30,000	19,000		
4.0	26,400	19,000	14,000	
4.5	20,400	19,000	14,000	
5.0	16,400	16,000	14,000	
5.5	13,500	13,200	14,000	
6.0	11,400	11,000	12,100	9,000
6.5	9,700	9,400	10,400	9,000
7.0	8,400	8,100	9,000	9,000
8.0	6,400	6,100	7,000	7,400
9.0	5,000	4,700	5,500	6,000
10.0		3,600	4,400	4,900
12.0		2,000	2,900	3,300
14.0		1,000	1,800	2,200
16.0			1,000	1,400
18.0			500	900
20.0				500

Unit : kg

Outriggers minimum extended 2.08m				
Radius (m)	10.6m boom	18.4m boom	26.2m boom	34.0m boom
3.0	15,400	15,000		
3.5	11,600	11,300		
4.0	9,100	8,800	9,200	
4.5	7,300	7,000	7,400	
5.0	6,000	5,700	6,200	
5.5	5,000	4,700	5,200	
6.0	4,000	3,800	4,300	4,700
6.5	3,300	3,100	3,600	4,000
7.0	2,700	2,500	3,000	3,400
8.0	1,800	1,600	2,100	2,500
9.0	1,200	900	1,500	1,800
10.0			1,000	1,300
12.0				600

**dzwigi24.pl**

Unit : kg

Outriggers fully extended 6.1m						
Boom angle	34.0m					
	8.8m jib			15.2m jib		
	5°	25°	45°	5°	25°	45°
80°	3,500	2,500	1,400	2,300	1,150	750
75°	3,500	2,330	1,380	2,100	1,040	670
72°	3,500	2,250	1,350	1,950	1,000	630
70°	3,300	2,100	1,320	1,750	950	610
65°	2,700	2,000	1,250	1,440	880	560
60°	1,870	1,690	1,150	1,220	830	520
55°	1,230	1,130	1,080	820	700	490
50°	770	710	710	450	380	350
45°	400	400	400	-	-	-

Unit : kg

Outriggers extended to middle 4.0m						
Boom angle	34.0m					
	8.8m jib			15.2m jib		
	5°	25°	45°	5°	25°	45°
80°	3,500	2,500	1,400	2,300	1,150	750
75°	3,450	2,330	1,380	2,100	1,040	670
72°	2,250	2,000	1,350	1,750	1,000	630
70°	1,700	1,550	1,320	1,300	900	610
65°	750	700	650	500	350	300

**TADANO LTD.(International Division)**

4-12, Kamezawa 2-chome, Sumida-ku Tokyo 130-0014, Japan

Tel:81-3-3621-7750

Fax:81-3-3621-7785

<http://www.tadano.co.jp/indexe.htm>

E-mail:tdnihq@tadano.co.jp

**dzwigi24.pl****BQ.TADANO (BEIJING) CRANE CO., LTD.**

Add: No.36 Linhe Street, Linhe Industrial Development Zone, Shunyi District, Beijing

Tel: (86 10)89498713/18

Fax:(86 10)89498715/58

P.C.:101300

Website: www.bq-tadano.com

E-mail:sales@bq-tadano.com

[sckfb@bq-tadano.com](mailto:sckfb@bq-tadano.com)**NOTES: Due to constant development, the specifications above mentioned are subject to change without notice.**